



Ausiliari di Comando e Segnalazione SM2 Ø22

Manual Pilot Device SM2 Ø22

Combinazione di schemi
Diagram combination

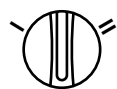


SELETTORI
SELECTOR

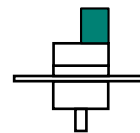
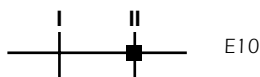
CAMMA
CAM

SCHEMA
DIAGRAM

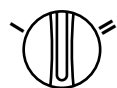
CONTATTI FLANGIATI
FLANGED CONTACTS



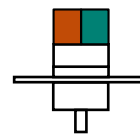
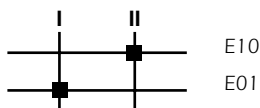
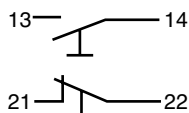
A



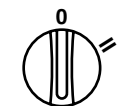
020G
020E10



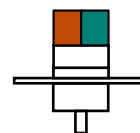
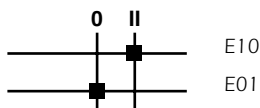
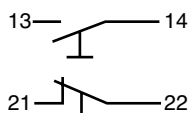
A



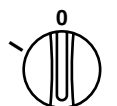
020G
020E10
020E01



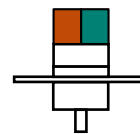
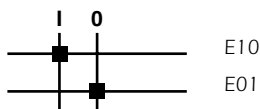
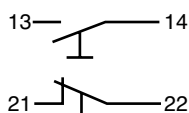
B



020G
020E10
020E01

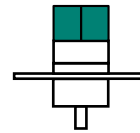
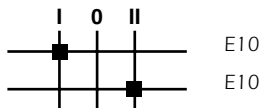
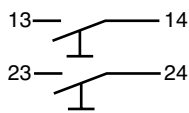


C

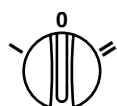


020G
020E10
020E01

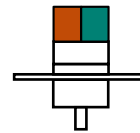
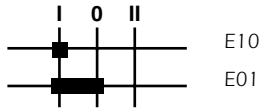
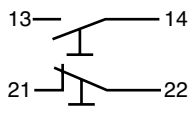
O



020G
020E10
020E10

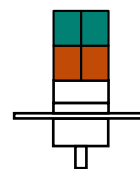
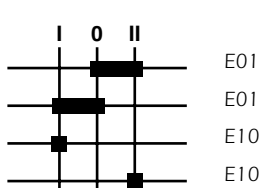
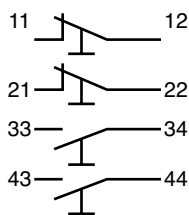


O

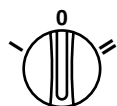


020G
020E10
020E01

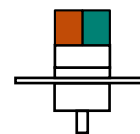
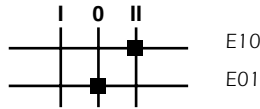
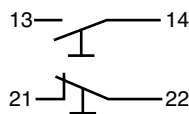
O



020G
020E10
020E10
020E01
020E01



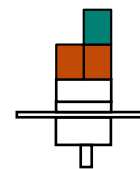
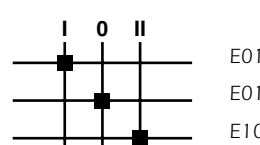
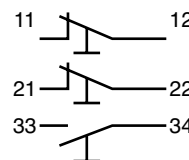
T



020G
020E10
020E01



T



020G
020E01
020E01
020E10
020E10

Ausiliari di Comando e Segnalazione SM2 Ø22

Manual Pilot Device SM2 Ø22



Combinazione di schemi
Diagram combination




SELETTORI
SELECTOR

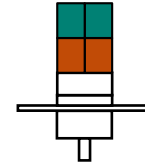
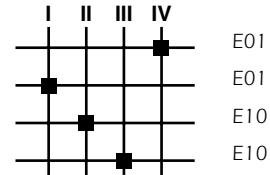
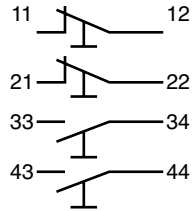
CAMMA
CAM

SCHEMA
DIAGRAM


CONTATTI FLANGIATI
FLANGED CONTACTS



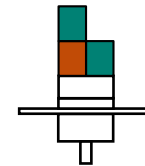
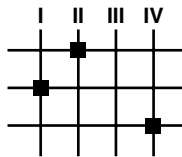
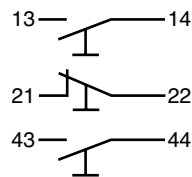
Q




020G
020E01
020E01
020E10
020E10



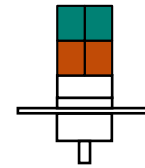
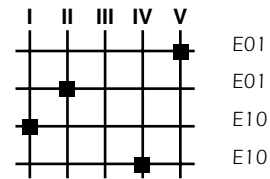
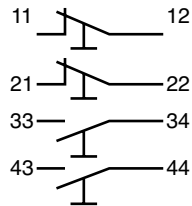
U




020G
020E01
020E10
020E10



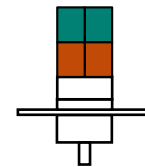
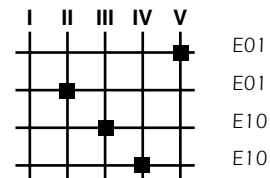
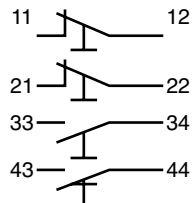
R



020G
020E01
020E01
020E10
020E10



V



020G
020E01
020E01
020E10
020E10

