



Ausiliari di Comando e Segnalazione SM2 Ø22

Manual Pilot Device SM2 Ø22

Combinazione di schemi
Diagram combination



SELETTORI
SELECTOR

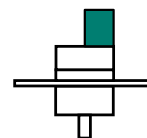
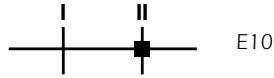
CAMMA
CAM

SCHEMA
DIAGRAM

CONTATTI FLANGIATI
FLANGED CONTACTS



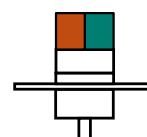
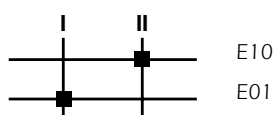
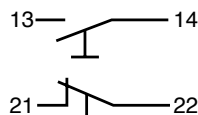
A



020G
020E10



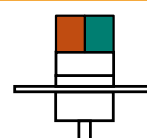
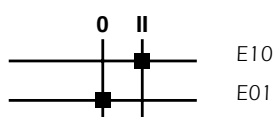
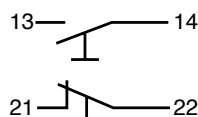
A




020G
020E10
020E01



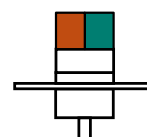
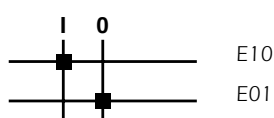
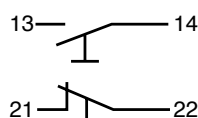
B



020G
020E10
020E01



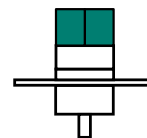
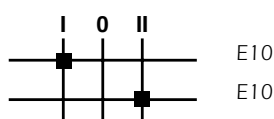
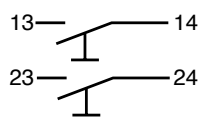
C



020G
020E10
020E01



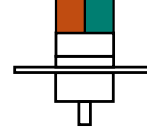
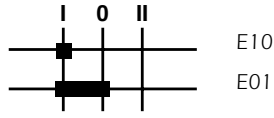
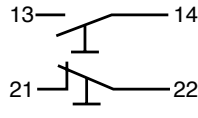
O




020G
020E10
020E10



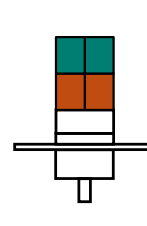
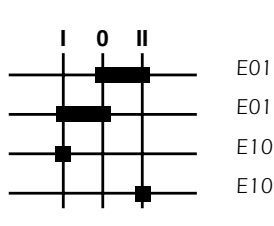
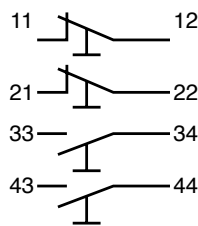
O



020G
020E10
020E01



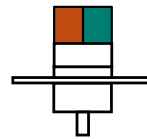
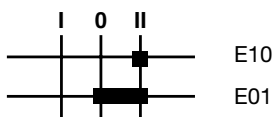
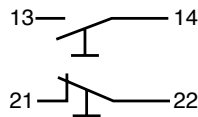
O



020G
020E10
020E10
020E01
020E01



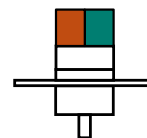
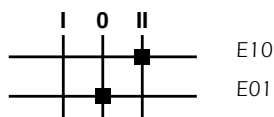
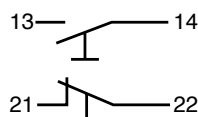
E



020G
020E10
020E01



T



020G
020E10
020E01

Ausiliari di Comando e Segnalazione SM2 Ø22

Manual Pilot Device SM2 Ø22



Combinazione di schemi
Diagram combination



SELETTORI SELECTOR	CAMMA CAM		SCHEMA DIAGRAM		CONTATTI FLANGIATI FLANGED CONTACTS
	T			E01 E01 E10 E10	 020G 020E01 020E01 020E10 020E10
	Q			E01 E01 E10 E10	 020G 020E01 020E01 020E10 020E10
	U			E10 E10	 020G 020E01 020E10 020E10
	R			E01 E01 E10 E10	 020G 020E01 020E01 020E10 020E10
	Z			E01 E01 E10 E10	 020G 020E01 020E01 020E10 020E10
MANIPOLATORI JOYSTICKS			SCHEMA DIAGRAM		CONTATTI FLANGIATI FLANGED CONTACTS
				E10 E10	 020G 020E10 020E10
				E01 E01 E10 E10	 020G 020E01 020E01 020E10 020E10

V

