

Cassette pulsantiere in ABS ***ABS pushbutton enclosures***





080

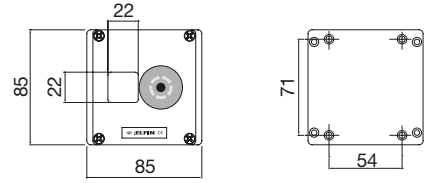




Termoplastico / *Thermoplastic*

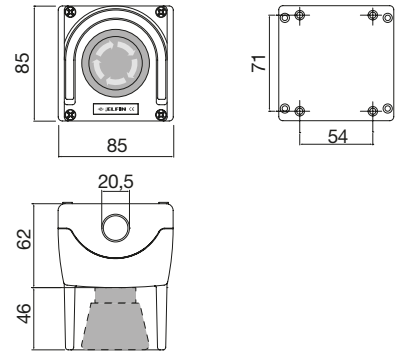
85 x 85 mm



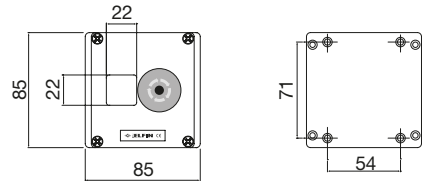
 gr.		
112	62	080CA0808-6GP1



 gr.		
140	62	080CA0808-6GP1E





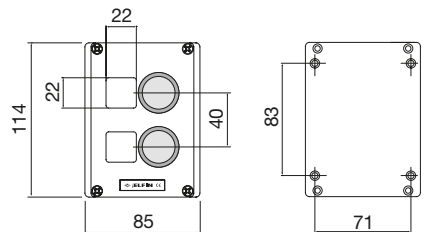
 gr.		
112	62	080CA0808-6P1



85 x 114 mm





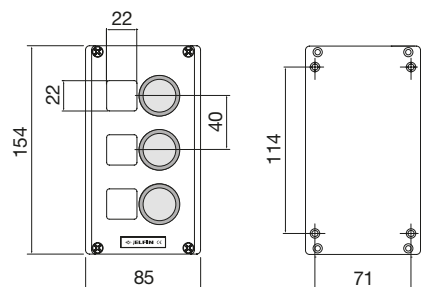
 gr.		
136	62	080CA0811-6P2



85 x 154 mm



 gr.		
168	64	080CA0815-6P3



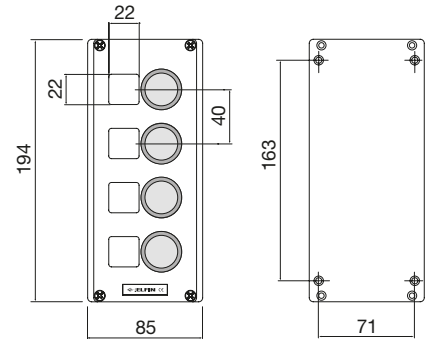
040/080

Termoplastico / Thermoplastic



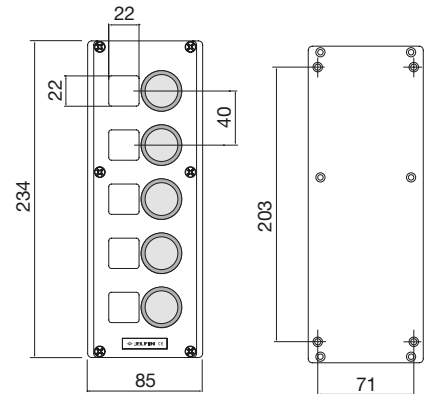
gr.	↕	
205	62	080CA0819-6P4

85 x 194 mm



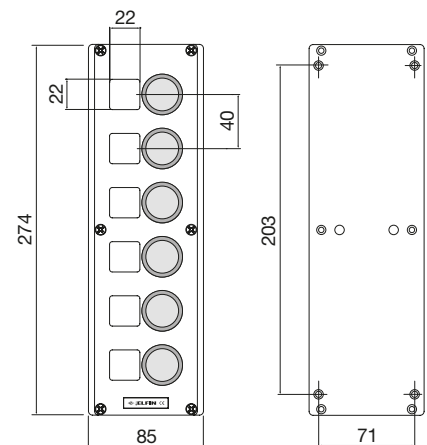
gr.	↕	
263	62	080CA0823-6P5

85 x 234 mm



gr.	↕	
282	62	080CA0827-6P6

85 x 274 mm



MATERIALE SCATOLA / BOX MATERIAL

ABS RAL 7035

MATERIALE COPERCHIO / COVER MATERIAL

ABS RAL 7016

GUARNIZIONE / GASKET

GOMMA SILICONE / SILICON RUBBER

VITI / SCREW

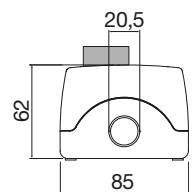
ACCIAIO / STEEL

GRADO DI PROTEZIONE / PROTECTION RATING

IP 65 - EN/IEC 60529

LIMITI DI TEMPERATURA / TEMPERATURE LIMITS

-25° - +50°



040/080

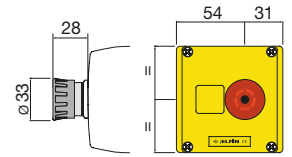


Cassette pulsantiere - Pushbutton enclosures

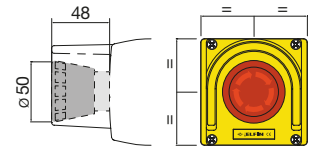
Termoplastico / Thermoplastic 85 x 85 mm



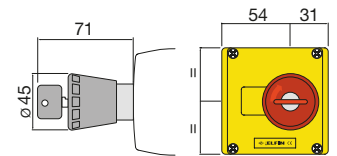
Funzione Operation	Coperchio Cover	gr.	
1 2		165	080CA0808-6GA



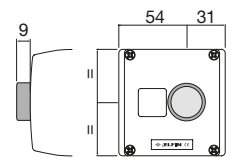
Funzione Operation	Coperchio Cover	gr.	
1 2		230	080CA0808-6GEAS



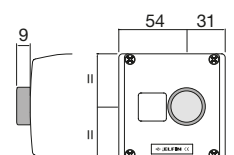
Funzione Operation	Coperchio Cover	gr.	
1 2		200	080CA0808-5GFC



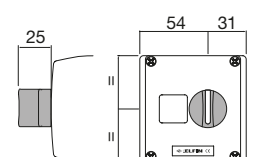
Funzione Operation	Coperchio Cover	gr.	
3 4		150	080CA0808-6PV



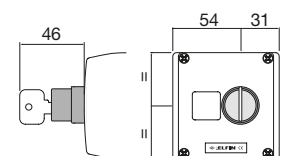
Funzione Operation	Coperchio Cover	gr.	
1 2		150	080CA0808-6PR



Funzione Operation	Coperchio Cover	gr.	
3 4		157	080CA0808-6SMA



Funzione Operation	Coperchio Cover	gr.	
3 4		197	080CA0808-6SCA



TARGHETTE INDICATRICI ADESIVE 22x22 / ADHESIVE INDICATION LABELS 22x22

0,2



020144722



02042T22



02046T22



02043T22



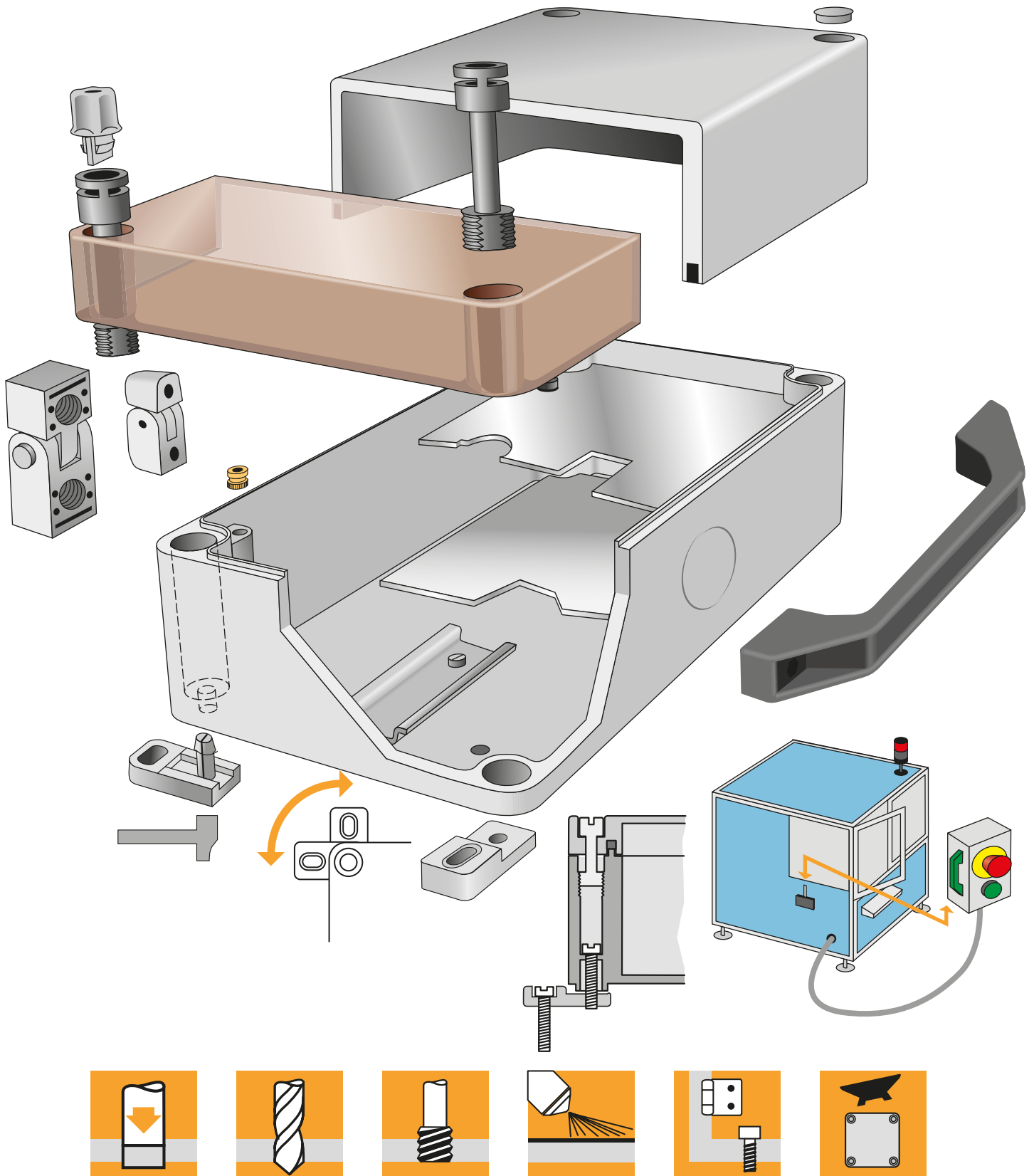
Contenitori in termoplastico
Thermoplastic enclosures



080



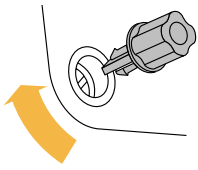
Termoplastico / Thermoplastic
Principi costruttivi applicati / Construction principles applied



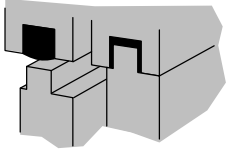


Termoplastico / Thermoplastic

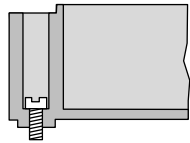
Principi costruttivi applicati / Construction principles applied



Le manopole, fornite per l'avvitamento manuale, si incastrano sulla testa delle viti e sono la soluzione ideale per contenitori che devono essere aperti facilmente e comodamente.
The knobs provided for manual tightening fit into the head of the screw and are the ideal solution in the case of containers requiring an easy, trouble-free opening.

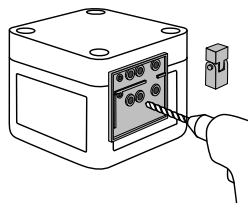


La guarnizione stampata in un unico pezzo adotta il sistema "linguetta-scanalatura" che evita la fuoriuscita o tagli di giunzione, e conferisce al contenitore un grado di protezione IP 66.
The seal, moulded in a single piece, uses the "groove and tongue system" which prevents protrusions or splicing cuts and endows the container with an IP 66-protection rating.



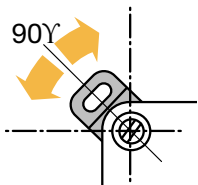
I fori di fissaggio sono situati in cave in asse con le viti del coperchio e quindi esterne alla zona protetta dalla guarnizione; non possono essere manomessi dopo la chiusura del contenitore. Sulla base inferiore della cassetta sono stampate chiaramente le dime di fissaggio per una corretta installazione. Sul fondo della scatola sono predisposti dei fori per fissaggio, alternativi agli altri sistemi; una volta serrate le viti gli alloggiamenti delle stesse possono essere coperti con appositi tappi forniti insieme alla scatola.

The fastening holes are located in hollows in line with the screws of the cover, therefore outside the area protected by the seal. They cannot be tampered once the container has been closed. The fastening template for correct insulation is clearly stamped on the lower base of the box. Fastening holes for alternative systems are provided at the bottom of the box. Once the screws have been drawn up, their housings can be covered with specific plugs provided together with the box.



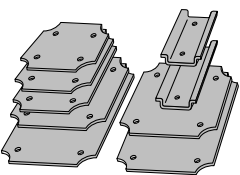
Sono disponibili due versioni di cerniere, in funzione delle dimensioni del contenitore. La foratura per il montaggio è facilitata grazie ad una maschera che si incastra fermamente nel lato da forare. La piastra è fornita in dotazione alla confezione della cerniera.

Two versions of hinges are available according to the dimensions of the container. Drilling for assembly is facilitated by a plate, which firmly fits into the side to be drilled. The plate is furnished with the hinge kit.



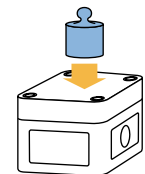
Il fissaggio a muro è possibile grazie all'adozione di apposite staffe in termoplastico di facile montaggio, fornite nella confezione o con staffe in metallo con uso di viti. Le zanche possono ruotare di 90° in modo da facilitare l'installazione.

Boxes can be wall mounted using purpose-designed thermoplastic brackets provided in kits. Installation is simple and does not require use of screws. The brackets can rotate by 90° to facilitate installation. Fastening is afforded by brass inserts.



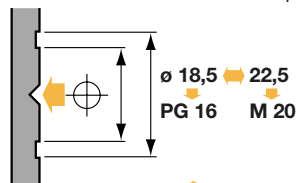
Il fondo della cassetta è predisposto per l'inserimento di piastre o guide din per l'installazione di morsettiere ed altri componenti, e in alcuni modelli è possibile l'installazione di una piastra superiore per montaggio di apparecchi. Il fissaggio è realizzato con inserti in ottone.

The bottom of the box is pre-engineered for insertion of plates or DIN guides for installation of terminal boards and other components, and, in some models, an upper plate can be installed for equipment assembly. Fastening is afforded by brass inserts.



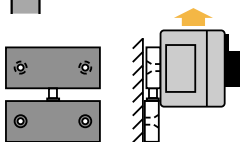
Le caratteristiche del materiale termoplastico, senza alogeni e quindi nessuna emissione di gas pericolosi, e l'elevato spessore delle pareti garantiscono l'utilizzo anche in casi dove il contenitore è sottoposto a situazioni esterne gravose. Classe di isolamento □

The characteristics of the thermoplastic material, without halogens, and therefore without any emissions of hazardous gases and the high gauge walls guarantee use also in cases in which the container is installed in particularly harsh environments. Insulation class □



Su di un lato della base della cassetta, è stampata la dima per una possibile foratura di ingresso cavo, con centrino per il posizionamento dell'utensile. Sono indicate le diverse dimensioni per sistema PG o Metrico.

The template for drilling any cable infeed hole is impressed on one side of the base of the box with a centre mark for tool positioning. The various dimensions for the PG or Metric system are indicated.



E' disponibile un dispositivo per fissare a parete le Contenitori removibili in modo semplice efficiente e sicuro. Sono applicabili maniglie per una presa sicura evitando azionamenti accidentali dei pulsanti.

A device is also available for wall-mounting of the boxes that permits trouble-free, safe and efficient removal. Handles can be applied for safe gripping to avoid accidental activation of the buttons.

040/080





PERCHE' I CONTENITORI ELFIN

Il primo criterio di valutazione, quando si opera una scelta sui contenitori da utilizzare, è sicuramente la dimensione; ma successivamente è opportuno analizzare i comportamenti delle Contenitori alle condizioni ambientali in cui devono operare, in sostanza i gradi di protezione e le caratteristiche del materiale.

In questo capitolo sono descritte le caratteristiche dei materiali utilizzati nella produzione delle Contenitori serie 080 in modo da ricercare la qualità del prodotto e facilitare la scelta finale dell'utente.

MATERIALE CASSETTA	Policarbonato con fibre di vetro	Grigio RAL 7035
MATERIALE COPERCHIO GIALLO	Policarbonato	Giallo RAL 1004
MATERIALE COPERCHIO TRASPARENTE	Policarbonato	Fumé
MATERIALE GUARNIZIONE	Poliuretano	Stampato
MATERIALE VITI	Poliammide	Nero
MATERIALE CERNIERE	Policarbonato con fibre di vetro	Grigio RAL 7035
MATERIALE MANOPOLE	Poliammide	Grigio RAL 7035
MATERIALE MANIGLIE	Poliammide	Verde RAL 6010
MATERIALE PRESSACAVI	Poliammide	Grigio RAL 7035
MATERIALE STAFFE	Poliammide con fibre di vetro	Grigio RAL 7035
MATERIALE PIASTRA SUPERIORE	Alluminio	Anodizzato
MATERIALE PIASTRE	Acciaio	Zincato
MATERIALE GUIDE	Acciaio	Zincato
GRADO DI PROTEZIONE	IP 66 - CEI EN 60529	
LIMITI DI TEMPERATURA	Policarbonato -35°C ÷ +80°C Polistirene -25°C ÷ +40°C	
OMOLOGAZIONI	Policarbonato: UL type 4X e 12X (versioni con coperchio trasparente solo 12X)	

TERMOPLASTICO POLICARBONATO

Il policarbonato, per le sue qualità fisico meccaniche, è il materiale ideale per la costruzione di contenitori e Contenitori in termoplastico. Le caratteristiche fondamentali sono:

- Alta resistenza alle temperature
- Eccellenti proprietà isolanti anche in presenza di umidità
- Autoestingente
- Alta resistenza agli shock grazie anche all'uso di fibre di vetro
- Forte resistenza agli agenti chimici
- Possibilità di realizzare prodotti con ottime finiture
- Esecuzione dei coperchi in versione trasparente
- Stabilità ai raggi ultravioletti ⁽¹⁾
- Facilità di lavorazioni meccaniche (tranciature, forature, ecc.)
- Possibilità di verniciature, incollatura o saldatura

IL POLIURETANO

Fattore determinante per garantire la qualità di un contenitore è la scelta della guarnizione. Il tipo di materiale e la sua collocazione determinano l'ermeticità e la durata nel tempo del prodotto.

Le Contenitori serie 080 utilizzano una guarnizione in poliuretano che, per sua natura, è il materiale ideale per la protezione di un contenitore.

Le caratteristiche fondamentali sono:

- Residuo di compressione quasi nullo
- Il materiale si stampa direttamente nella scanalatura dei coperchi garantendo così immobilità e continuità
- Alta resistenza alle temperature (da -50° a + 130°C)
- Alta resistenza agli agenti atmosferici



REASONS FOR CHOOSING ELFIN ENCLOSURES

When choosing the container to be used, the first aspect to be considered is surely the size. However, subsequently it is advisable to analyse how the boxes behave in the environmental conditions in which they are required to operate, that is to say protection ratings and characteristics of the material.

This chapter describes the characteristics of the materials used to produce the 080 Series boxes in order to achieve product quality and to facilitate final selection by the user.

BOX MATERIAL	Polycarbonate with glassfiber	RAL 7035 Grey
YELLOW COVER MATERIAL	Polycarbonate	RAL 1004 Yellow
COVER MATERIAL TRANSPARENT	Polycarbonate	Smoky grey
SEAL MATERIAL	Polyurethane	Moulded
SCREW MATERIAL	Polyammides	Black
HINGE MATERIAL	Polycarbonate with fiberglass	RAL 7035 Grey
KNOB MATERIAL	Polyammides	RAL 7035 Grey
HANDLE MATERIAL	Polyammides	RAL 6010 Green
CABLE CLAMP MATERIAL	Polyammides	RAL 7035 Grey
BRACKET MATERIAL	Polyammides with glassfiber	RAL 7035 Grey
UPPER PLATE MATERIAL	Aluminium	Anodised
PLATE MATERIAL	Steel	Galvanised
GUIDE MATERIAL	Steel	Galvanised
PROTECTION RATING	IP 66 - CEI EN 60529	
TEMPERATURE LIMITS	Polycarbonate -35°C ÷ +80°C Polystirene -25°C ÷ +40°C	
APPROVALS	Polycarbonate: UL type 4X e 12X (models with transparent cover 12X only)	

040/080

POLYCARBONATE THERMOPLASTIC

Its physical-mechanical properties make polycarbonate the ideal material for the construction of thermoplastic containers and boxes. Its main characteristics are as follows:

- High resistance to temperatures
- Excellent insulating properties also in the presence of damp
- Self-extinguishing
- High resistance to shock also assured by use of glassfiber
- Strong resistance to chemical agents
- Possibility of constructing products with excellent finish
- Possibility of making transparent covers
- Stability to ultraviolet rays (1)
- Ease of machining (shearing, drilling, etc.)
- Possibility of painting, gluing or soldering

POLYURETHANE

The type of seal used is one of the major factors in guaranteeing the quality of the container. Product seal and duration are closely tied to the type of material used and its position.

The 080 Series boxes are equipped with a polyurethane seal whose properties make it the ideal material to protect a container.

Its main characteristics are as follows

- Almost null residual compression
- The material is moulded directly in the groove of the covers, thus guaranteeing immobility and continuity
- High resistance to temperatures (from -50° to +130°C)
- High resistance to atmospheric agents

1) Use of transparent covers is not recommended in tropical climates



CARATTERISTICHE DEI MATERIALI IMPIEGATI NELLA COSTRUZIONE DEI CONTENITORI SERIE 080

Nelle tabelle seguenti sono indicate le caratteristiche di resistenza dei materiali impiegati nella produzione della serie 080. Nella valutazione di questi dati è opportuno tenere conto della concentrazione degli agenti chimici e della temperatura. In caso di miscele di prodotti chimici agenti sull'involucro è consigliabile effettuare un esame attento per valutare la resistenza effettiva.

RESISTENZA CHIMICA DEI TERMOPLASTICI

	acetone	acido formico	benzina	butano	butanolo	cloruro di calcio	olio diesel	acido acetico	formaldeide	frigorio 113	succo di frutta	glicerina	olio combustibile	cloruro idraulico	olio di lino	cloruro di potassio	acido di etilene	olio lattico	olio minerale	olio per motori	carbonato di sodio	cloruro di sodio	acido nitrico	acido cloridrico	lubrificante	acido solforico	acqua saponata	detergente	acqua (dolce e salata)	acido tartarico	solfato di zinco	acido citrico
Poliamide	●	○	●	●	●	●	?	○	●	?	●	●	●	●	●	○	10%	●	●	●	10%	○	○	●	○	●	?	●	●	?	10%	
Policarbonato	○	30%	○	●	?	●	○	10%	?	●	●	○	●	●	○	10%	●	●	●	●	●	10%	20%	●	50%	○	●	●	10%	●	10%	
Poliuretano	○	?	●	?	?	?	●	?	?	?	●	●	●	●	○	?	●	●	?	●	○	○	●	?	○	○	●	●	●	?	?	

Legenda: ● resistente a tutte le concentrazioni ○ resistente a certe concentrazioni ○ non resistente % resistente con concentrazione % max ? manca indicaz

CARATTERISTICHE TECNICHE DEI TERMOPLASTICI

	MECCANICHE										TERMICHE				ELETTRICHE				FISICHE					
	resist. a trazione a rottura 23C	resist. a trazione a rottura 70C	allung. allo snervamento	modulo a flessione	limite resist. a fatica	resist. all'urto Izod	punto di fusione	coef. dilataz.	temp. di distorsione	temp. di distorsione	temp. max di funz.	resistività trasv.	resistività di superficie	costante dielettrica	fattore di perdita dielettrica	rigidità diel. nel breve periodo	resistenza all'arco	densità	assorb. d'acqua	durezza Rockwell M	durezza Rockwell R	Coef. d'attrito	infiammabilità	
Norma ASTM-D	638	638	638	790	671	256	256	2133	696	648	648	257	257	150	150	149	495	792	570	785	785		UL 94	
Unità	MPa	MPa	%	MPa	MPa	J/m	J/m	C	10 ⁵ mc	C	C	Ω.m	Ω		MW/m	S	g/cm ³	%	M74	R120	0,45	V1		
Policarbonato	60	48	7/115	2170	7	850	106	220	6,7	135	140	125	10 ¹⁴	10 ¹⁵	2,9	0,011	15	10	1,2	0,16	M74	R120	0,45	V1
Poliamide	77	41	30/300	1210	21	112	27	255	7	90	235	100	10 ¹¹	---	8-4,6	0,1	17	---	1,14	1,2	M59	R108	0,4	V2

CARATTERISTICHE FISICHE DELLE GUARNIZIONI

	stabilità alla temperatura	resistenza	tensione di rottura	durezza	peso specifico	residuo di compressione
Unità	C	MPa	%	Shore A	g/cm ³	%
Poliuretano	-50 +130	0,4	110	12	0,33	5



CHARACTERISTICS OF THE MATERIAL USED TO CONSTRUCT THE 080 SERIES ENCLOSURES

The resistance characteristics of the materials used to produce the 080 Series are given in the tables below. When assessing these data, it is advisable to take into account the concentration of chemical agents and temperatures. If the casing is liable to be affected by mixes of chemical products it is advisable to make a careful examination to assess effective resistance.

CHEMICAL RESISTANCE OF THERMOPLASTIC MATERIALS	Chemical Agents																																	
	acetone	formic acid	gasoline	butane	butyl alcohol	calcium chloride	diesel oil	acetic acid	formaldehyde	frigerio 113	fruit juice	glycerol	fuel oil	hydraulic oil	potassium chloride	linseed oil	ethylene chloride	lactic acid	mineral oil	engine oil	sodium carbonate	sodium chloride	nitric acid	hydrochloric acid	lubricant	sulphuric acid	soapy water	detergent	water (soft and salty)	tartaric acid	zinc sulfate	citric acid		
Polyamides	○	○	●	●	●	●	●	○	○	○	○	○	○	○	○	○	○	○	○	○	○	○	○	○	○	○	○	○	○	○	○	○	○	○
Polycarbonate	○	30%	○	○	○	○	○	○	○	○	○	○	○	○	○	○	○	○	○	○	○	○	○	○	○	○	○	○	○	○	○	○	○	○
Polyurethane	○	?	○	○	○	○	○	○	○	○	○	○	○	○	○	○	○	○	○	○	○	○	○	○	○	○	○	○	○	○	○	○	○	○

Legend: ● resistant to all concentrations ○ resistant to certain concentration ○ not resistant % resistant to concentrations up to % ? no indication

TECHNICAL CHARACTERISTICS OF THERMOPLASTIC MATERIALS	MECHANICAL										THERMAL				ELECTRIC				PHYSICAL					
	Ultimate tensile strength at 23°C	Ultimate tensile strength at 70°C	Yield elongation/ultimate elongation at 23°C	Bending modulus at 23°C	Fatigue strength limit, 10 ⁶ cycles, at 23°C	Izod impact resistance with shearing at 23°C	Melting point	Coefficient of linear thermal expansion at 40°C	Distortion temperature at 23°C	Distortion temperature at 40°C	Maximum continuous expansion -40 +29°C	Distortion temperature at 1.8 Mpa	Transverse resistance at 0.5 Mpa	Surface resistivity, 23°C, 0.2% water	Dielectric resistivity	Dielectric constant	Dielectric loss factor	Arc resistance	Density	Water absorption, 24 hours saturation (2.3 mm)	Rockwell M hardness	Rockwell R hardness	Friction coefficient/without lubricant	Flash point
ASTM-D Standards	638	638	638	790	671	256	256	2133	696	648	648	257	257	150	150	149	495	792	570	785	785		UL	
Unit	MPa	MPa	%	MPa	MPa	J/m	J/m	°C	10 ⁶ m/c	°C	°C	°C	Ω	Ω	Ω	MW/m	S	g/cm ³	%				94	
Polycarbonate	60	48	7/115	2170	7	850	106	220	6,7	135	140	125	10 ¹⁴	10 ¹⁵	2,9	0,011	15	10	1,2	0,16	M74	R120	0,45	V1
Polyamides	77	41	30/300	1210	21	112	27	255	7	90	235	100	10 ¹¹	---	8-4,6	0,1	17	---	1,14	1,2	M59	R108	0,4	V2

PHYSICAL CHARACTERISTICS OF SEALS	Temperature stability		Resistance	Ultimate strength	Hardness	Specific weight	Residual compression
	°C	°C					
Unit	°C	°C	MPa	%	Shore A	g/cm ³	%
Polyurethane	-50	+130	0,4	110	12	0,33	5

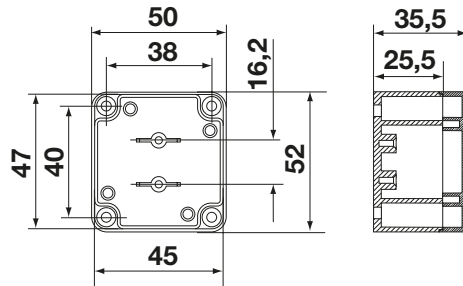
040/080



Termoplastico / Thermoplastic **50 x 52 mm**



Coperchio Cover	↕	gr.	Policarbonato Polycarbonate
	35,5	40	080C0505-3

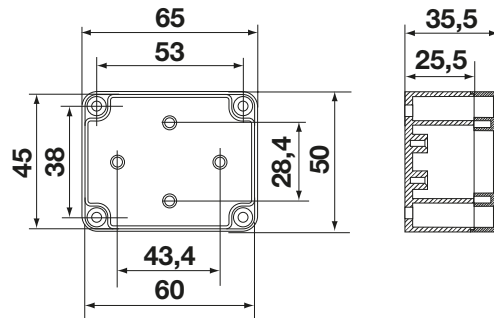


Termoplastico / Thermoplastic **65 x 50 mm**

040/080

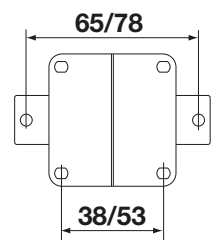


Coperchio Cover	↕	gr.	Policarbonato Polycarbonate
	35,5	50	080C0605-3



gr.	Adattatore per fissaggio esterno / External fixing adapter
8	080S5065

Regolabile per entrambi i contenitori / Adjustable for both enclosures





Termoplastico / Thermoplastic 65 x 65 mm



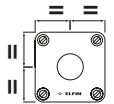
Coperchio Cover	↕	gr.	Polistirene Polystirene	gr.	Policarbonato Polycarbonate
	57	76	080CS0606-5	90	080C0606-5
	81	110	080CS0606-8	130	080C0606-8



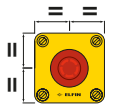
Coperchio Cover	↕			gr.	Policarbonato Polycarbonate
Trasparente Transparent	57			85	080C0606-5T
	81			125	080C0606-8T



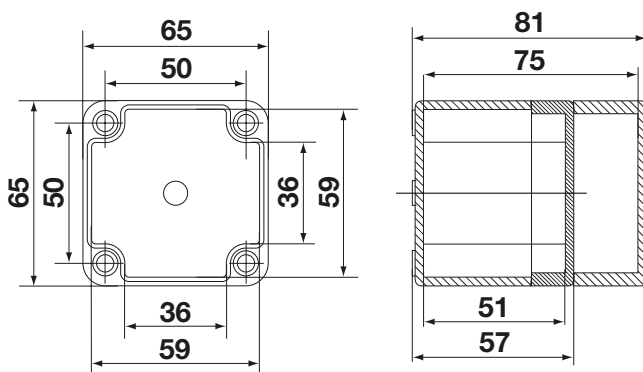
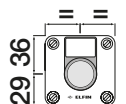
Coperchio Cover	↕	gr.	Polistirene Polystirene	gr.	Policarbonato Polycarbonate
1 Ø 22	57	72	080CS0606-5P1C	85	080C0606-5P1C
1 Ø 22	81	106	080CS0606-8P1C	125	080C0606-8P1C



Coperchio Cover	↕	gr.	Polistirene Polystirene	gr.	Policarbonato Polycarbonate
1 Ø 22	57	72	080CS0606-5GP1	85	080C0606-5GP1
1 Ø 22	81	106	080CS0606-8GP1	125	080C0606-8GP1



Coperchio Cover	↕	gr.	Polistirene Polystirene	gr.	Policarbonato Polycarbonate
1 Ø 22	57	72	080CS0606-5P1	85	080C0606-5P1
1 Ø 22	81	106	080CS0606-8P1	125	080C0606-8P1



Accessori adattabili
Adaptable accessories

Manopole / Knobs	080 M
Staffe / Brackets	080 S
Cerniere / Hinges	080 CP
Manicotto / Coupling	080 MPG16

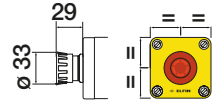
040/080



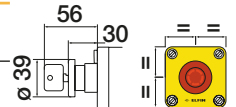
Termoplastico / Thermoplastic 65 x 65 mm



Funzione Operation	Coperchio Cover	gr.	Polistirene Polystirene	gr.	Policarbonato Polycarbonate
1 2 ⊕			132 080CS0606-5GA		145 080C0606-5GA
Pulsante fungo rosso aggancio <i>Red fast locking mushroom button</i>					
1 2 ⊕			142 080CS0606-5GA11		145 080C0606-5GA11
3					



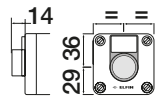
Funzione Operation	Coperchio Cover	gr.	Polistirene Polystirene	gr.	Policarbonato Polycarbonate
1 2 ⊕			177 080CS0606-5GFC		190 080C0606-5GFC
Pulsante fungo rosso aggancio con chiave <i>Red fast locking mushroom button with key</i>					
1 2 ⊕			187 080CS0606-5GC11		190 080C0606-5GC11
3					



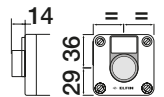
040/080



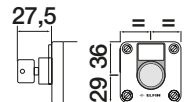
Funzione Operation	Coperchio Cover	gr.	Polistirene Polystirene	gr.	Policarbonato Polycarbonate
3 4			117 080CS0606-5PV		130 080C0606-5PV
Pulsante guardia verde <i>Green pushbutton</i>					



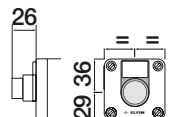
Funzione Operation	Coperchio Cover	gr.	Polistirene Polystirene	gr.	Policarbonato Polycarbonate
1 2			117 080CS0606-5PR		130 080C0606-5PR
Pulsante guardia rosso <i>Red pushbutton</i>					



Funzione Operation	Coperchio Cover	gr.	Polistirene Polystirene	gr.	Policarbonato Polycarbonate
3 4			181 080CS0606-5SC		194 080C0606-5SC
Selettore a chiave 2 posizioni <i>2 position key selector switch</i>					



Funzione Operation	Coperchio Cover	gr.	Polistirene Polystirene	gr.	Policarbonato Polycarbonate
3 4			122 080CS0606-5SM		135 080C0606-5SM
Selettore a manopola nera 2 posizioni <i>2 position black selector switch</i>					





Termoplastico / Thermoplastic **65 x 94 mm**



Coperchio Cover	↕	gr.	Polistirene Polystirene	gr.	Policarbonato Polycarbonate
	57	96	080CS0609-5	115	080C0609-5
	81	135	080CS0609-8	160	080C0609-8



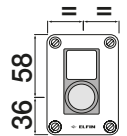
Coperchio Cover	↕			gr.	Policarbonato Polycarbonate
Trasparente Transparent	57			110	080C0609-5T
Trasparente Transparent	81			110	080C0609-8T



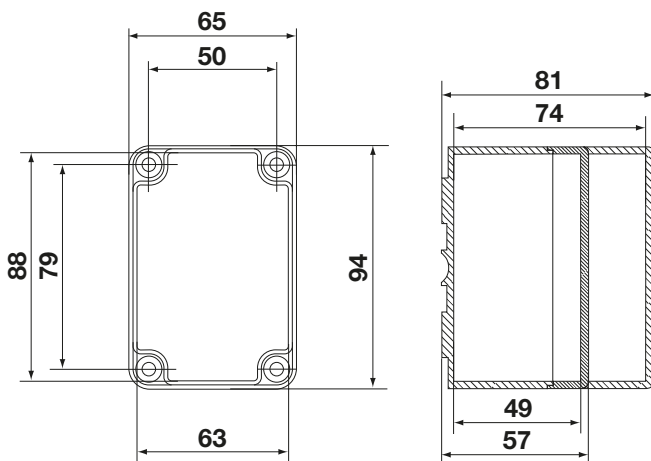
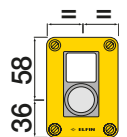
Coperchio Cover	↕	gr.	Polistirene Polystirene	gr.	Policarbonato Polycarbonate
	57	96	080CS0609-5G	115	080C0609-5G
	81	135	080CS0609-8G	160	080C0609-8G



Coperchio Cover	↕	gr.	Polistirene Polystirene	gr.	Policarbonato Polycarbonate
1 Ø 22	57	92	080CS0609-5P1	110	080C0609-5P1
1 Ø 22	81	131	080CS0609-8P1	155	080C0609-8P1



Coperchio Cover	↕	gr.	Polistirene Polystirene	gr.	Policarbonato Polycarbonate
1 Ø 22	57	92	080CS0609-5GP1	110	080C0609-5GP1
1 Ø 22	81	131	080CS0609-8GP1	155	080C0609-8G P1



Accessori adattabili
Adaptable accessories

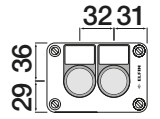
Manopole / Knobs	080 M
Staffe / Brackets	080 S
Cerniere / Hinges	080 CP
Guide / Guides	080 G3508
Manicotto / Coupling	080 MPG16



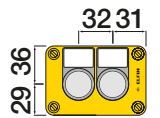
Termoplastico / Thermoplastic **65 x 94 mm**



Coperchio Cover	↕	gr.	Polistirene Polystirene	gr.	Policarbonato Polycarbonate
2 Ø 22	57	92	080CS0609-5P2	110	080C0609-5P2
2 Ø 22	81	131	080CS0609-8P2	155	080C0609-8P2



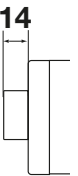
Coperchio Cover	↕	gr.	Polistirene Polystirene	gr.	Policarbonato Polycarbonate
2 Ø 22	57	92	080CS0609-5GP2	110	080C0609-5GP2
2 Ø 22	81	131	080CS0609-8GP2	155	080C0609-8GP2



040/080



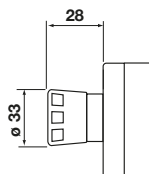
Funzione Operation	Coperchio Cover	gr.	Polistirene Polystirene	gr.	Policarbonato Polycarbonate
 Pulsanti guardia intera verde/rosso <i>Push button green/red</i>		172	080CS0609-5IO	190	080C0609-5IO



Funzione Operation	Coperchio Cover	gr.	Polistirene Polystirene	gr.	Policarbonato Polycarbonate
 Pulsanti guardia intera nero <i>Push button black</i>		172	080CS0609-5S47	190	080C0609-5S47



Funzione Operation	Coperchio Cover	gr.	Polistirene Polystirene
		172	080CS0609-5PE





Termoplastico / Thermoplastic **94 x 94 mm**

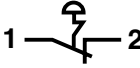


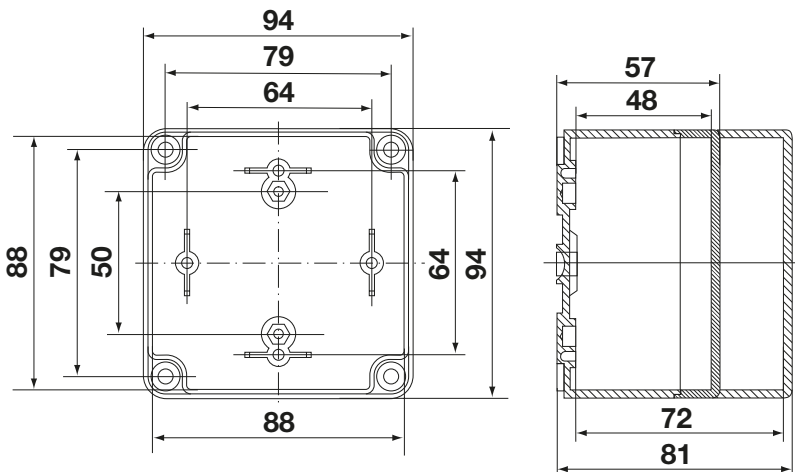
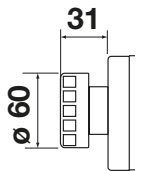
Coperchio Cover	↕	gr.	Polistirene Polystyrene	gr.	Policarbonato Polycarbonate
	57	123	080CS0909-5	147	080C0909-5
	81	172	080CS0909-8	204	080C0909-8



Coperchio Cover	↕	gr.	Policarbonato Polycarbonate
Trasparente Transparent	57	142	080C0909-5T
Trasparente Transparent	81	196	080C0909-8T



Funzione Operation	Coperchio Cover	gr.	Polistirene Polystyrene	gr.	Policarbonato Polycarbonate
	Pulsante fungo aggancio scatto Ø 60 Red fast latching mushroom button Ø 60	166	080CS0909-5GFFA	179	080C0909-5GFFA



Accessori adattabili
Adaptable accessories

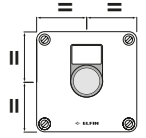
Manopole / Knobs	080 M
Staffe / Brackets	080 S
Cerniere / Hinges	080 CP
Piastre / Plates	080 P0909
Guide / Guides	080 G3508
Manicotto / Coupling	080 MPG16



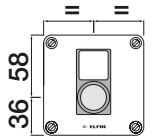
Termoplastico / Thermoplastic **94 x 94 mm**



Coperchio Cover	↕	gr.	Polistirene Polystirene	gr.	Policarbonato Polycarbonate
1 Ø 22	57	121	080CS0909-5P1C	145	080C0909-5P1C
1 Ø 22	81	170	080CS0909-8P1C	202	080C0909-8P1C



Coperchio Cover	↕	gr.	Polistirene Polystirene	gr.	Policarbonato Polycarbonate
1 Ø 22	57	121	080CS0909-5P1	145	080C0909-5P1
1 Ø 22	81	170	080CS0909-8P1	202	080C0909-8P1



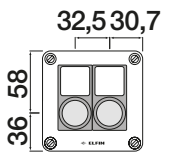
040/080



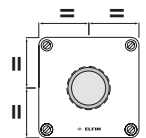
Coperchio Cover	↕	gr.	Polistirene Polystirene	gr.	Policarbonato Polycarbonate
1 Ø 22	57	121	080CS0909-5GP1	145	080C0909-5GP1
1 Ø 22	81	170	080CS0909-8GP1	202	080C0909-8GP1



Coperchio Cover	↕	gr.	Polistirene Polystirene	gr.	Policarbonato Polycarbonate
2 Ø 22	57	119	080CS0909-5P2	143	080C0909-5P2
2 Ø 22	81	168	080CS0909-8P2	200	080C0909-8P2



Coperchio Cover	↕	gr.	Polistirene Polystirene	gr.	Policarbonato Polycarbonate
1 Ø 30	81	168	080CS0909-8S1	200	080C0909-8S1





Termoplastico / Thermoplastic **94 x 130 mm**



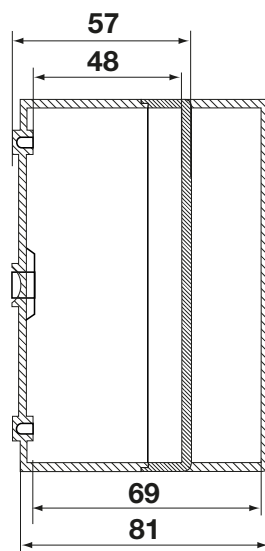
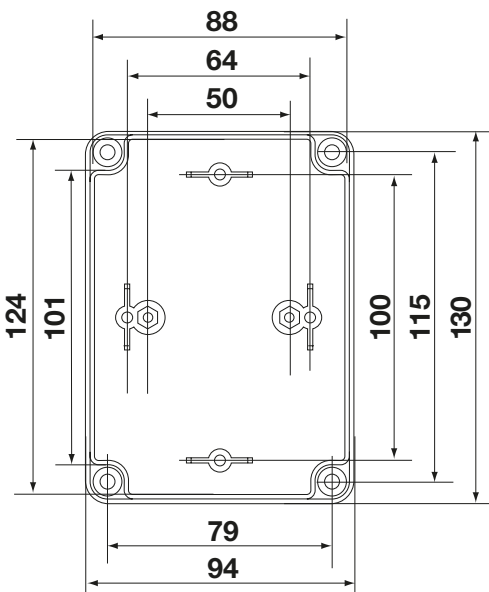
Coperchio Cover	↕	gr.	Polistirene Polystirene	gr.	Polycarbonato Polycarbonate
	57	152	080CS0913-5	181	080C0913-5
	81	213	080CS0913-8	254	080C0913-8



Coperchio Cover	↕	gr.	Polistirene Polystirene	gr.	Polycarbonato Polycarbonate
■	57	152	080CS0913-5G	181	080C0913-5G
■	81	213	080CS0913-8G	254	080C0913-8G



Coperchio Cover	↕			gr.	Polycarbonato Polycarbonate
Trasparente Transparent	57			166	080C0913-5T
Trasparente Transparent	81			240	080C0913-8T



Accessori adattabili
Adaptable accessories

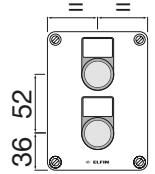
Manopole / Knobs	080 M
Staffe / Brackets	080 S
Cerniere / Hinges	080 CP
Piastre / Plates	080 P0913
Guide / Guides	080 G3508
Guide / Guides	080 G3512
Manicotto / Coupling	080 MPG16



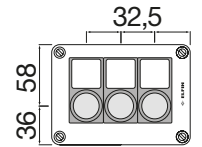
Termoplastico / Thermoplastic 94 x 130 mm



Coperchio Cover	↕	gr.	Polistirene Polystirene	gr.	Policarbonato Polycarbonate
2 Ø 22	57	149	080CS0913-5P2	177	080C0913-5P2
2 Ø 22	81	210	080CS0913-8P2	250	080C0913-8P2



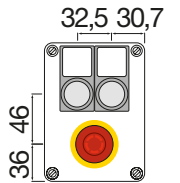
Coperchio Cover	↕	gr.	Polistirene Polystirene	gr.	Policarbonato Polycarbonate
3 Ø 22	57	147	080CS0913-5P3L	175	080C0913-5P3L
3 Ø 22	81	208	080CS0913-8P3L	248	080C0913-8P3L



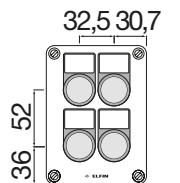
040/080



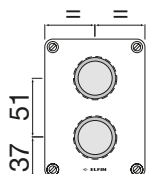
Coperchio Cover	↕	gr.	Polistirene Polystirene	gr.	Policarbonato Polycarbonate
3 Ø 22	57	147	080CS0913-5P3C	175	080C0913-5P3C
3 Ø 22	81	208	080CS0913-8P3C	248	080C0913-8P3C



Coperchio Cover	↕	gr.	Polistirene Polystirene	gr.	Policarbonato Polycarbonate
4 Ø 22	57	145	080CS0913-5P4	173	080C0913-5P4
4 Ø 22	81	206	080CS0913-8P4	246	080C0913-8P4



Coperchio Cover	↕	gr.	Polistirene Polystirene	gr.	Policarbonato Polycarbonate
2 Ø 30	81	206	080CS0913-8S2	246	080C0913-8S2





Termoplastico / Thermoplastic 94 x 180 mm



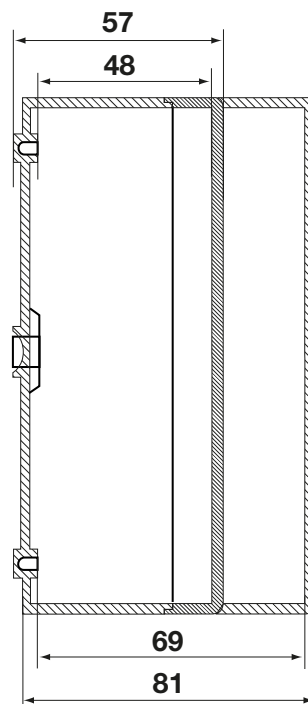
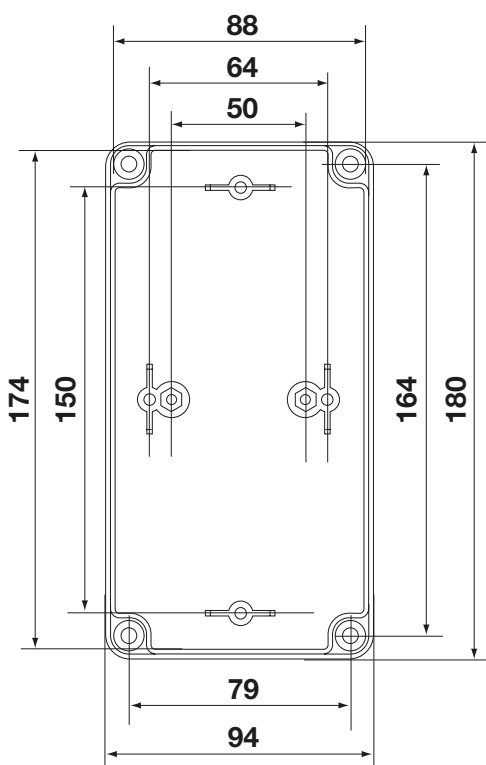
Coperchio Cover	↕	gr.	Polistirene Polystirene	gr.	Policarbonato Polycarbonate
	57	201	080CS0918-5	241	080C0918-5
	81	263	080CS0918-8	314	080C0918-8



Coperchio Cover	↕	gr.	Polistirene Polystirene	gr.	Policarbonato Polycarbonate
■	57	201	080CS0918-5G	241	080C0918-5G
■	81	263	080CS0918-8G	314	080C0918-8G



Coperchio Cover	↕	gr.	Policarbonato Polycarbonate
Trasparente Transparent	57	228	080C0918-5T
Trasparente Transparent	81	300	080C0918-8T



Accessori adattabili
Adaptable accessories

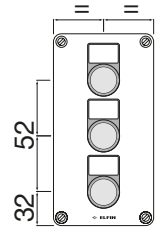
Manopole / Knobs	080 M
Staffe / Brackets	080 S
Cerniere / Hinges	080 CP
Maniglia / Handle	080 MA
Piastre / Plates	080 P0918
Guide / Guides	080 G3508
Guide / Guides	080 G3517
Manicotto / Coupling	080 MPG16



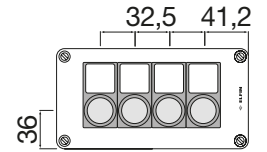
Termoplastico / Thermoplastic 94 x 180 mm



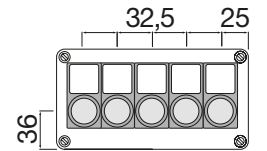
Coperchio Cover	↕	gr.	Polistirene Polystyrene	gr.	Policarbonato Polycarbonate
3 Ø 22	57	197	080CS0918-5P3	235	080C0918-5P3
3 Ø 22	81	259	080CS0918-8P3	308	080C0918-8P3



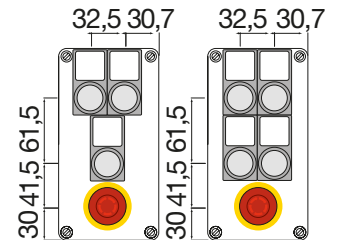
Coperchio Cover	↕	gr.	Polistirene Polystyrene	gr.	Policarbonato Polycarbonate
4 Ø 22	57	195	080CS0918-5P4L	233	080C0918-5P4L
4 Ø 22	81	257	080CS0918-8P4L	306	080C0918-8P4L



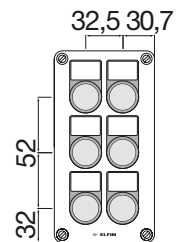
Coperchio Cover	↕	gr.	Polistirene Polystyrene	gr.	Policarbonato Polycarbonate
5 Ø 22	57	193	080CS0918-5P5L	231	080C0918-5P5L
5 Ø 22	81	255	080CS0918-8P5L	304	080C0918-8P5L



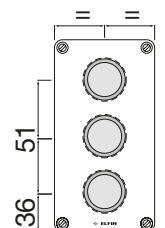
Coperchio Cover	↕	gr.	Polistirene Polystyrene	gr.	Policarbonato Polycarbonate
4 Ø 22	57	193	080CS0918-5P4C	231	080C0918-5P4C
4 Ø 22	81	255	080CS0918-8P4C	304	080C0918-8P4C
5 Ø 22	57	193	080CS0918-5P5C	231	080C0918-5P5C
5 Ø 22	81	255	080CS0918-8P5C	304	080C0918-8P5C



Coperchio Cover	↕	gr.	Polistirene Polystyrene	gr.	Policarbonato Polycarbonate
6 Ø 22	57	191	080CS0918-5P6	229	080C0918-5P6
6 Ø 22	81	253	080CS0918-8P6	302	080C0918-8P6



Coperchio Cover	↕	gr.	Polistirene Polystyrene	gr.	Policarbonato Polycarbonate
3 Ø 30	81	308	080CS0918-8S3	308	080C0918-8S3



040/080



Termoplastico / Thermoplastic **110 x 180 mm**

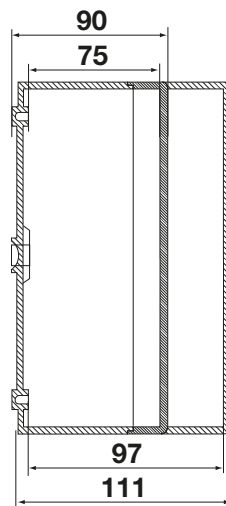
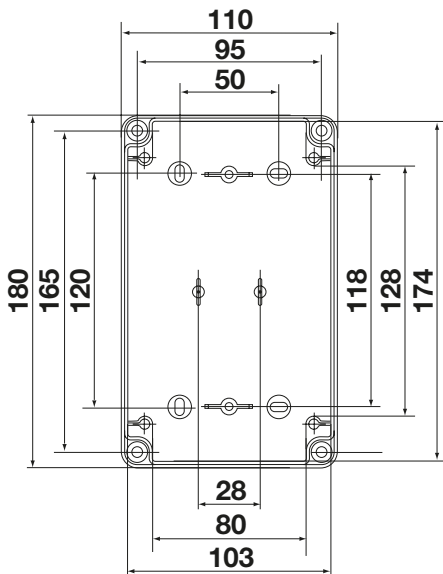


Coperchio Cover	↕	gr.	Polistirene Polystirene	gr.	Policarbonato Polycarbonate
	90	380	080CS1118-9	380	080C1118-9
	111	360	080CS1118-11	430	080C1118-11



Coperchio Cover	↕		gr.	Policarbonato Polycarbonate
Trasparente Transparent	90		374	080C1118-9T
Trasparente Transparent	111		426	080C1118-11T

040/080



Accessori adattabili
Adaptable accessories

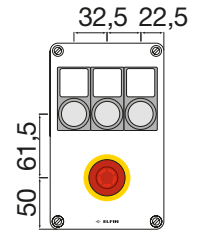
Manopole / Knobs	080 M
Staffe / Brackets	080 S
Cerniere / Hinges	080 CG
Piastre / Plates	080 P1118
Piastra superiore Upper plate	080 PS1118
Guide / Guides	080 G3508
Guide / Guides	080 G3517
Manicotto / Coupling	080 MPG16



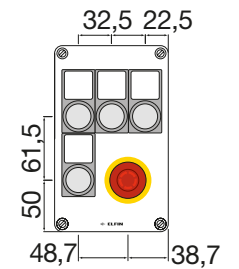
Termoplastico / Thermoplastic 110 x 180 mm



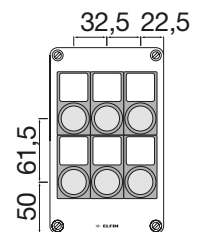
Coperchio Cover	↕	gr.	Polistirene Polystyrene	gr.	Policarbonato Polycarbonate
4 Ø 22	90	314	080CS1118-9P4C	376	080C1118-9P4C



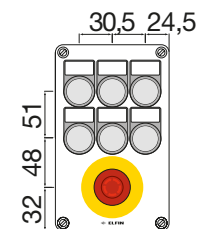
Coperchio Cover	↕	gr.	Polistirene Polystyrene	gr.	Policarbonato Polycarbonate
5 Ø 22	90	314	080CS1118-9P5C	376	080C1118-9P5C



Coperchio Cover	↕	gr.	Polistirene Polystyrene	gr.	Policarbonato Polycarbonate
6 Ø 22	90	314	080CS1118-9P6	376	080C1118-9P6



Coperchio Cover	↕	gr.	Polistirene Polystyrene	gr.	Policarbonato Polycarbonate
7 Ø 22	90	314	080CS1118-9P7C	376	080C1118-9P7C



040/080



Termoplastico / Thermoplastic 180 x 182 mm



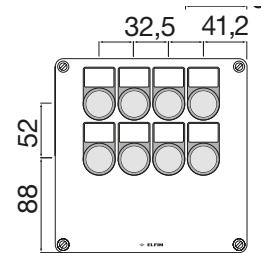
Coperchio Cover	↑↓	gr.	Polistirene Polystirene	gr.	Policarbonato Polycarbonate
	63			480	080C1818-6
	84			550	080C1818-8
	90	452	080CS1818-9	545	080C1818-9
	111	500	080CS1818-11	600	080C1818-11



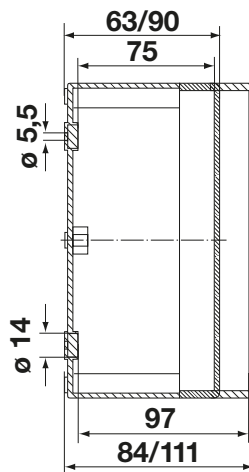
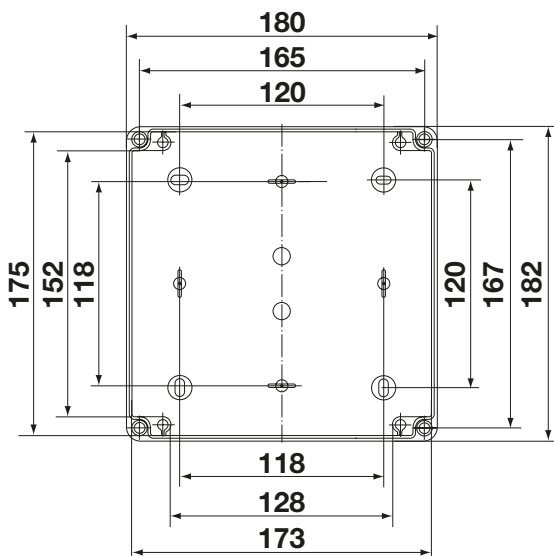
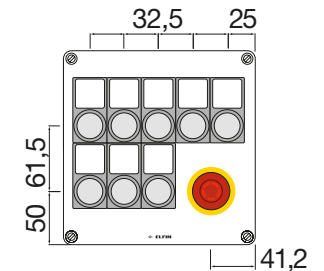
Coperchio Cover	↑↓	gr.	Policarbonato Polycarbonate
Trasparente Transparent	63	465	080C1818-6T
Trasparente Transparent	84	520	080C1818-8T
Trasparente Transparent	90	530	080C1818-9T
Trasparente Transparent	111	569	080C1818-11T



Coperchio Cover	↑↓	gr.	Policarbonato Polycarbonate
8 Ø 22	90	520	080C1818-9P8



Coperchio Cover	↑↓	gr.	Policarbonato Polycarbonate
9 Ø 22	90	515	080C1818-9P9C



Accessori adattabili
Adaptable accessories

Manopole / Knobs	080 M
Staffe / Brackets	080 S
Cerniere / Hinges	080 CP
Cerniere / Hinges	080 CG
Piastre / Plates	080 P1818
Piastra superiore Upper plate	080 PS1818
Maniglia / Handle	080 MA
Guide / Guides	080 G3517
Manicotto / Coupling	080 MPG16

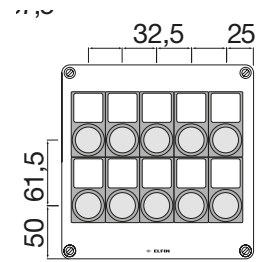
040/080



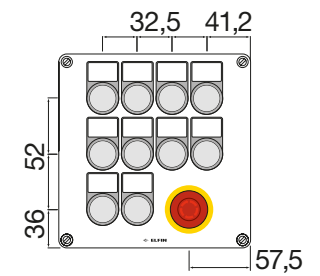
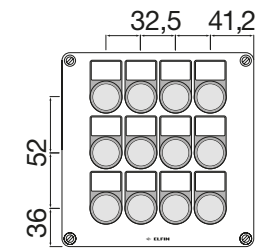
Termoplastico / Thermoplastic **180 x 182 mm**



Coperchio Cover	↕			Policarbonato Polycarbonate
10 Ø 22	90	515	080C1818-9P10	



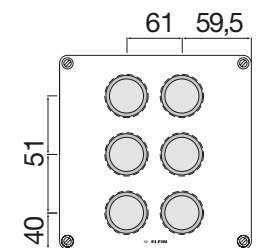
Coperchio Cover	↕			Policarbonato Polycarbonate
12 Ø 22	9	515	080C1818-9P12	
11 Ø 22	90	515	080C1818-9P11C	



040/080



Coperchio Cover	↕			Policarbonato Polycarbonate
6 Ø 30	90	515	080C1818-9S6	





Termoplastico / Thermoplastic **180 x 254 mm**



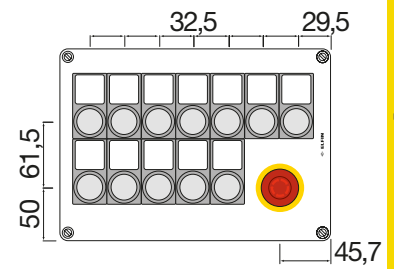
Coperchio Cover	↕	gr.	Polistirene Polystirene	gr.	Policarbonato Polycarbonate
	63			615	080C1825-6
	84			670	080C1825-8
	90	595	080CS1825-9	720	080C1825-9
	111	640	080CS1825-11	775	080C1825-11



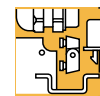
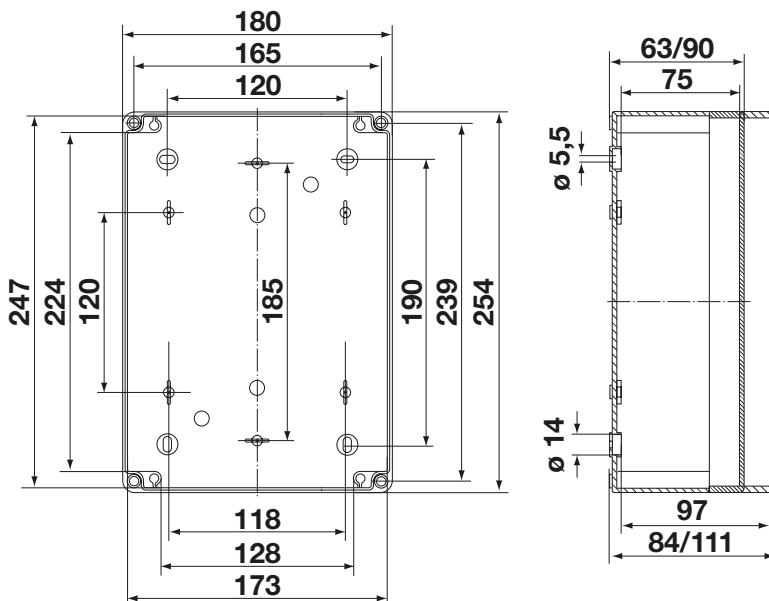
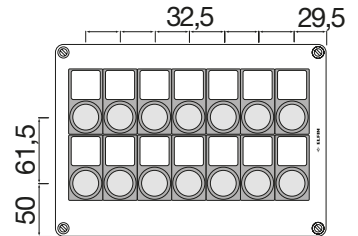
Coperchio Cover	↕	gr.	Policarbonato Polycarbonate
Trasparente Transparent	63	590	080C1825-6T
Trasparente Transparent	84	640	080C1825-8T
Trasparente Transparent	90	695	080C1825-9T
Trasparente Transparent	111	745	080C1825-11T



Coperchio Cover	↕	gr.	Policarbonato Polycarbonate
13 Ø 22	90	694	080C1825-9P13C



Coperchio Cover	↕	gr.	Policarbonato Polycarbonate
14 Ø 22	90	694	080C1825-9P14



Accessori adattabili
Adaptable accessories

Manopole / Knobs	080 M
Staffe / Brackets	080 S
Cerniere / Hinges	080 CP
Cerniere / Hinges	080 CG
Piastra / Plates	080 P1825
Piastra superiore Upper plate	080 PS1825
Maniglia / Handle	080 MA
Guide / Guides	080 G3517
Guide / Guides	080 G3522
Manicotto / Coupling	080 MPG16

040/080

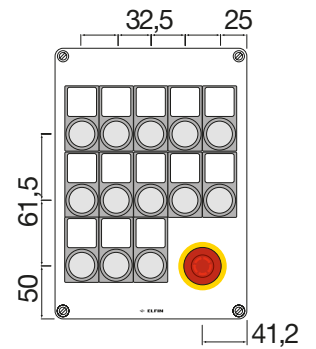


Termoplastico / Thermoplastic **180 x 254 mm**

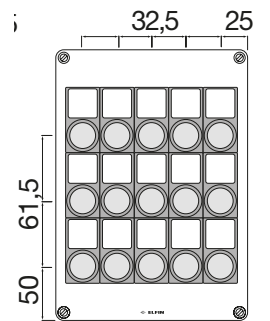
040/080



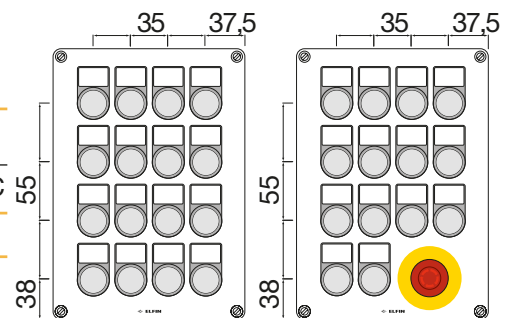
Coperchio Cover	↕	gr.	Policarbonato Polycarbonate
14 Ø 22	90	694	080C1825-9P14C



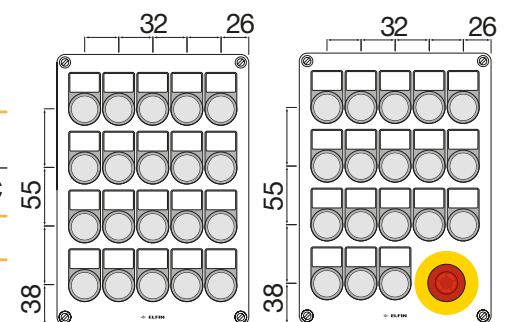
Coperchio Cover	↕	gr.	Policarbonato Polycarbonate
15 ori Ø 22	90	694	080C1825-9P15



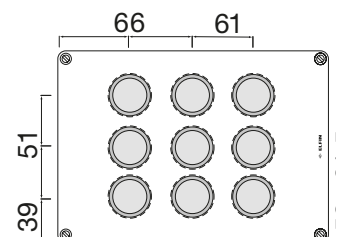
Coperchio Cover	↕	gr.	Policarbonato Polycarbonate
15 Ø 22	90	694	080C1825-9P15C
16 Ø 22	90	694	080C1825-9P16



Coperchio Cover	↕	gr.	Policarbonato Polycarbonate
19 Ø 22	90	686	080C1825-9P19C
20 Ø 22	90	686	080C1825-9P20



Coperchio Cover	↕	gr.	Policarbonato Polycarbonate
9 Ø 30	90	691	080C1825-9S9





Termoplastico / Thermoplastic **254 x 361 mm**



Coperchio Cover	↕	gr.	Polistirene Polystirene	gr.	Policarbonato Polycarbonate
	111	1140	080CS2536-11	1.390	080C2536-11
	165	1410	080CS2536-16	1.720	080C2536-16

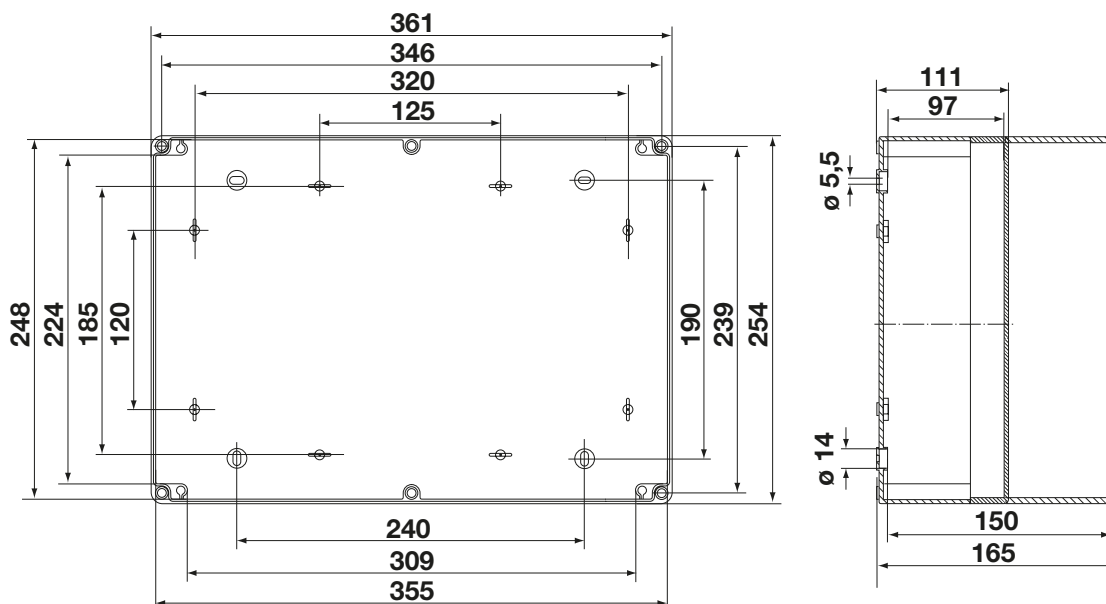


Coperchio Cover	↕		gr.	Policarbonato Polycarbonate
Trasparente Transparent	111		1.330	080C2536-11T
Trasparente Transparent	165		1.640	080C2536-16T



Accessori adattabili
Adaptable accessories

Manopole / Knobs	080 M
Staffe / Brackets	080 S
Cerniere / Hinges	080 CP
Cerniere / Hinges	080 CG
Piastre ⁽¹⁾ / Plates ⁽¹⁾	080 P1825
Maniglia / Handle	080 MA
Guide / Guides	080 G3517
Guide / Guides	080 G3522
Manicotto / Coupling	080 MPG16



040/080


1) Utilizzare 2 piastre 080P1825 / Use nr. 2 plates 080P1825

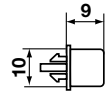


Contenitori - Enclosures

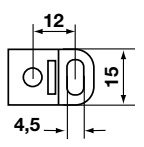
Accessori / Accessories





	1	Manopola / Knob	080M
---	---	-----------------	------

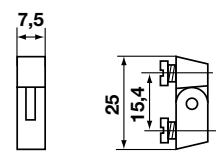



	1	Staffe / Brackets	080S
---	---	-------------------	------

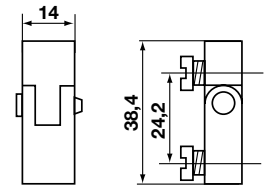



	30	Kit staffe / Brackets kit	010S10
---	----	---------------------------	--------

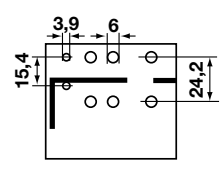
	7	Cerniera piccola Small hinge <i>(per cassette fino a 92x180 for boxes up to 92x180)</i>	080CP
---	---	---	-------




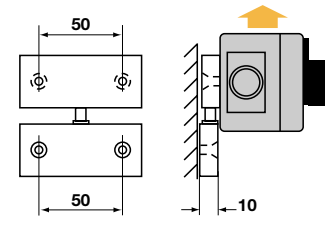
	27	Cerniera grande Big hinge <i>(per cassette da 110x180 for boxes from 110x180)</i>	080CG
---	----	---	-------



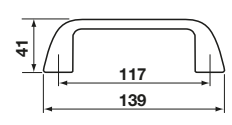
	13	Maschera di foratura / Drilling template Articolo fornito con coppia di cerniere <i>Item supplied with a couple of hinges</i>	
---	----	---	--



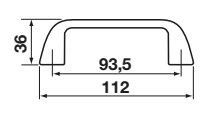
	124		080SP
		Sistema di fissaggio a parete per contenitori removibili / Wall mounting system for movable boxes	






	58	Maniglia / Handle A	080M139
---	----	---------------------	---------

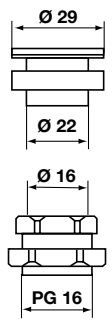


	42	Maniglia / Handle B	080M112
---	----	---------------------	---------




	12	Tappo di chiusura / Plug	020TTP
	12	Tappo di chiusura / Plug	020TTPN

	7	Manicotto di giunzione Coupling	080MPG16
---	---	------------------------------------	----------

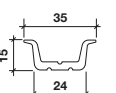



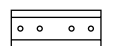
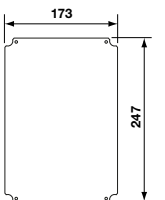
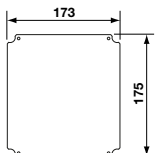
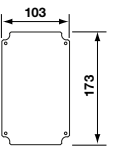
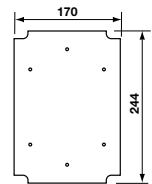
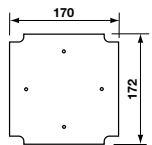
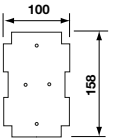
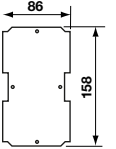
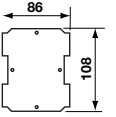
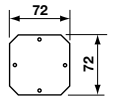


040/080





gr.			
100	Piastra / Plate	080P0909	
148	Piastra / Plate	080P0913	
210	Piastra / Plate	080P0918	
270	Piastra / Plate	080P1118	
425	Piastra / Plate	080P1818	
613	Piastra / Plate	080P1825	
285	Piastra superiore Upper plate	080PS1118	
130	Piastra superiore Upper plate	080PS1818	
185	Piastra superiore Upper plate	080PS1825	
30	Guida / Rail Ω 35	080G3508	L = 86
42	Guida / Rail Ω 35	080G3512	L = 120
59	Guida / Rail Ω 35	080G3517	L = 170
77	Guida / Rail Ω 35	080G3522	L = 240
760	Guida / Rail Ω 35 PVC	010GDP	L = 2000



040/080



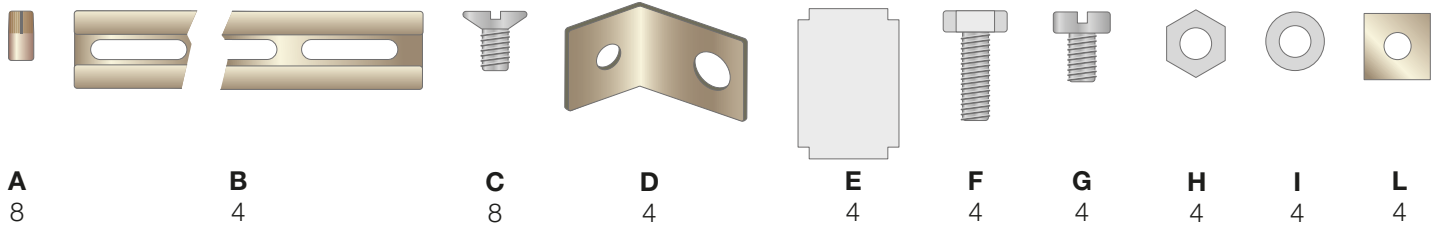
Quadri in poliestere ***Polyester boxes***



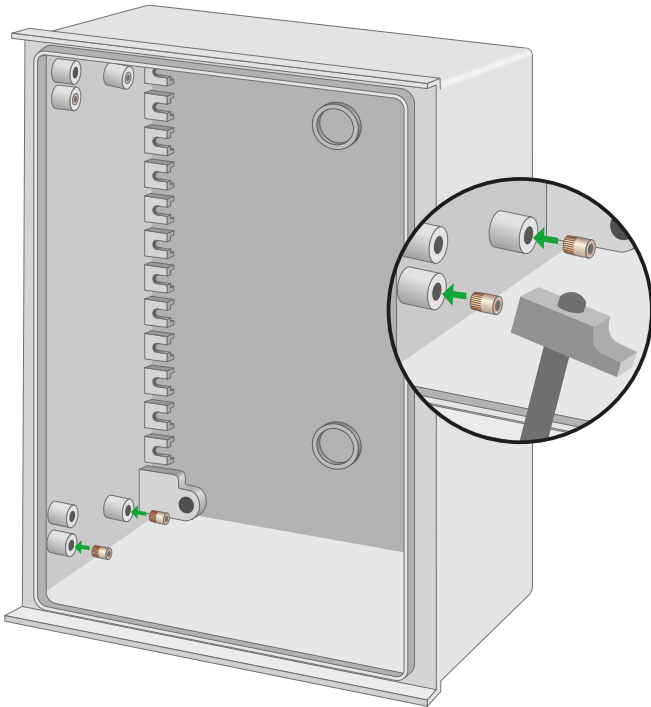
0800

Istruzioni montaggio piastre scorrevoli - *Moveable base-plate mounting instruction*

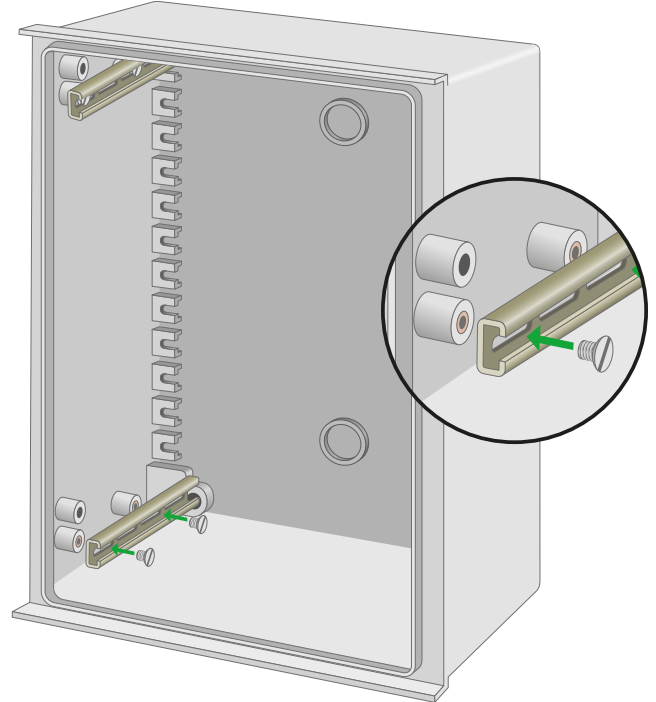
Componenti, tipo e numero presenti nella confezione - *Components (type and number) present in the package*



A 8 **B** 4 **C** 8 **D** 4 **E** 4 **F** 4 **G** 4 **H** 4 **I** 4 **L** 4

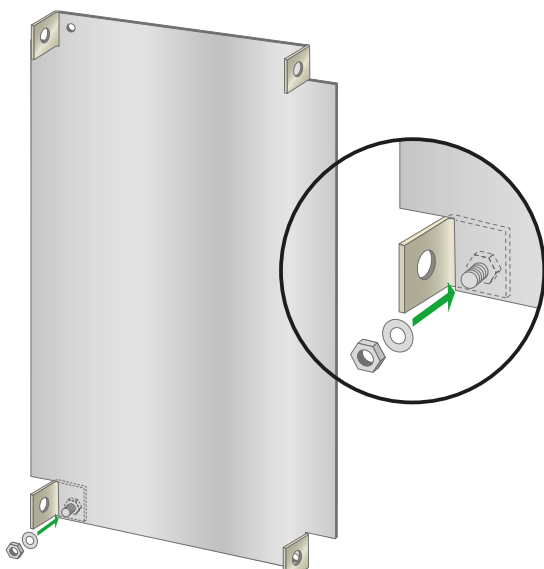


Inserire gli inserti metallici (A) nelle apposite sedi laterali
Put in the metal insert (A) in the proper side seat

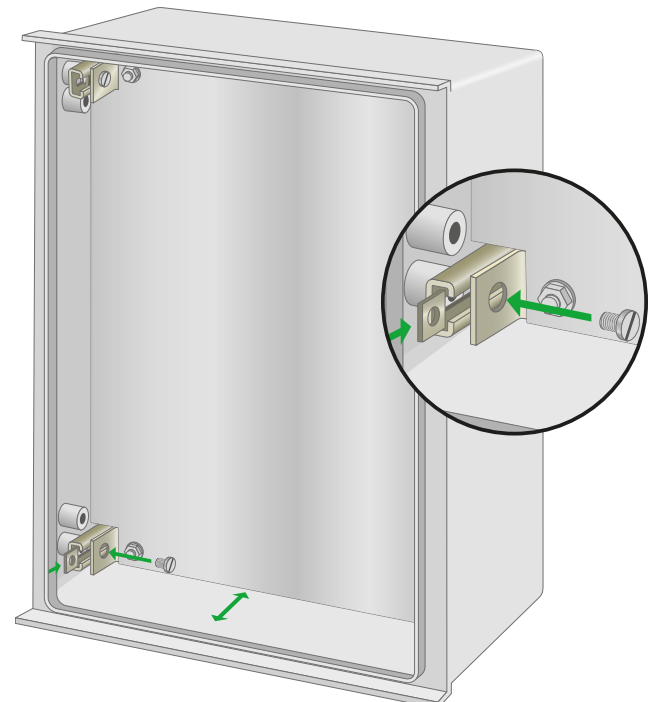


Applicare le guide (B) con le viti (C) negli inserti metallici
Put on guides (B) with screws (C) in the metal insert

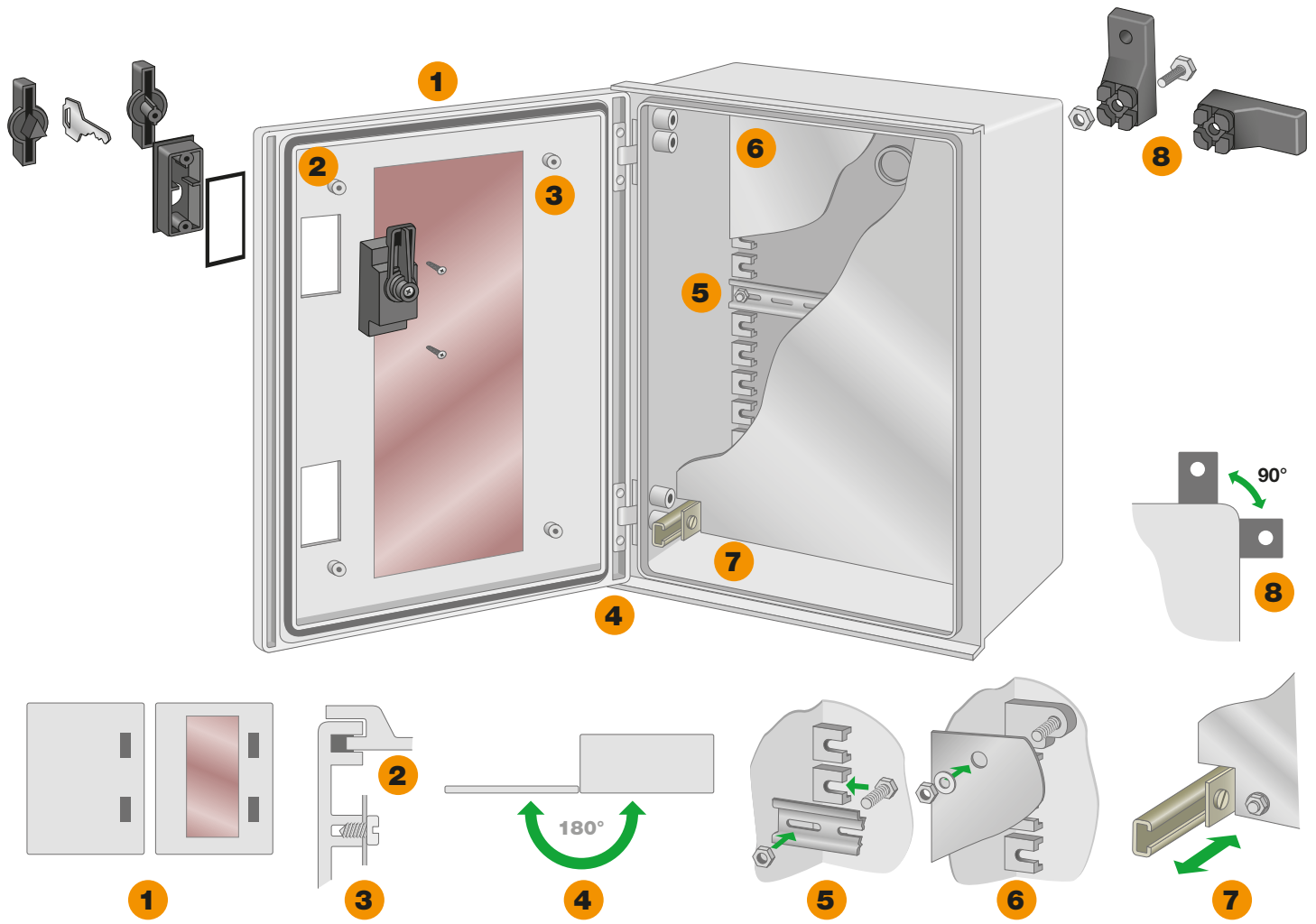
040/080



Applicare le staffe (D) alla piastra di fondo (E) utilizzando i bulloni (F), le rondelle (G) e i dadi (H)
Put on bracket (D) on base plate (E) using bolts (F) rings (G) and nuts (H)



Inserire la piastra con le staffe montate e regolarle sulle guide con le viti (I) e i dadi quadrati (L)
put in the plate with mounted brackets and adjust it on the guides with the screws (I) and the square nuts (L)



Caratteristiche Tecniche - Technical data

MATERIALE QUADRO
HOUSING MATERIAL

Poliestere con fibre di vetro - grigio RAL 7035 - Polyester reinforced with fiber glass - grey RAL 7035

MATERIALE CHIUSURE
LOCKS MATERIAL

Poliammide con fibre di vetro - nero RAL 9005 - Polyamide reinforced with fiber glass - black RAL 9005

MATERIALE CERNIERE
HINGES MATERIAL

Fusione in lega di alluminio - Aluminium alloy casting

RESISTENZA ALLA FIAMMA
FIRE STRENGTH

Autoestinguente V0 - Self-extinguishing V0

GRADO DI PROTEZIONE
PROTECTION RATING

IP65 CEI EN 60529

PROTEZIONE AGLI AGENTI
ATMOSFERICI
ATMOSPHERICAL AGENTS
PROTECTION

Basso assorbimento acqua. Resistente agli agenti chimici e corrosivi
Minimum water absorption. Resistant to chemical and corrosion agents

LIMITI DI TEMPERATURA
TEMPERATURE LIMITS

-30° C ÷ +120° C

PROTEZIONE CONTRO GLI IMPATTI
PROTECTION AGAINST IMPACT

IK 09 EN 50102



Quadri in poliestere / Polyester boxes **250 x 300 mm**



gr.	↕	Porta Completa / Standard door
		3.600 160 080Q2530-16



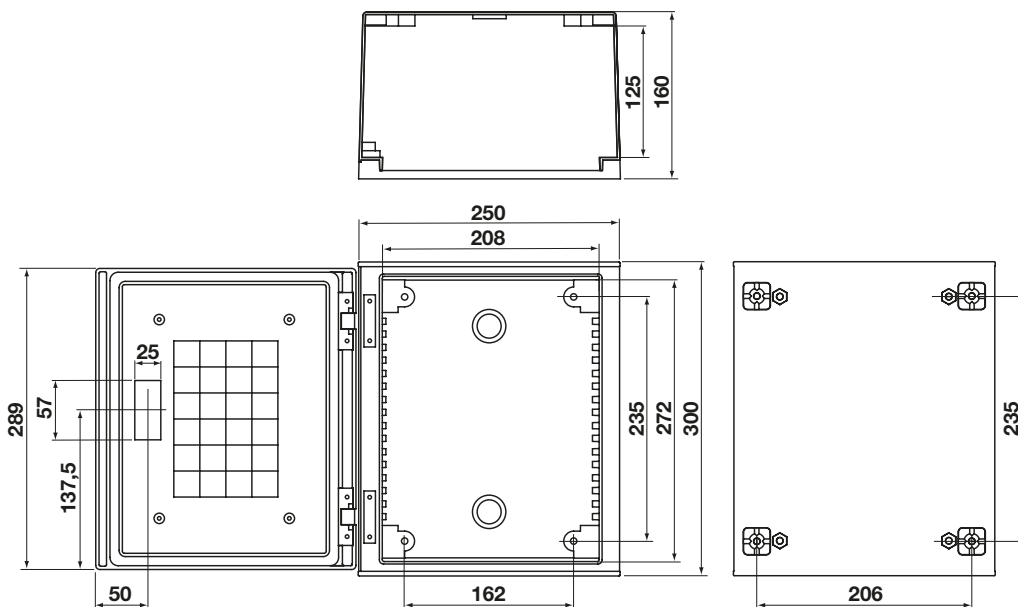
gr.	↕	Porta con finestra / Transparent door
		3.500 160 080Q2530-16F



Accessori adattabili
Adaptable accessories

Chiusura inserto ad aletta Double bar lock	080 CA
Chiusura inserto a chiave Key lock	080 CC
Staffe fissaggio esterno Wall fixing bracket	080 SE
Piastra di fondo plastica Plastic base-plate	080 PP2530
Piastra di fondo metallo Metallic base-plate	080 PM2530



040/080







Quadri in poliestere / Polyester boxes 300 x 400 mm



 gr.		Porta Completa / Standard door
4.900	200	080Q3040-20

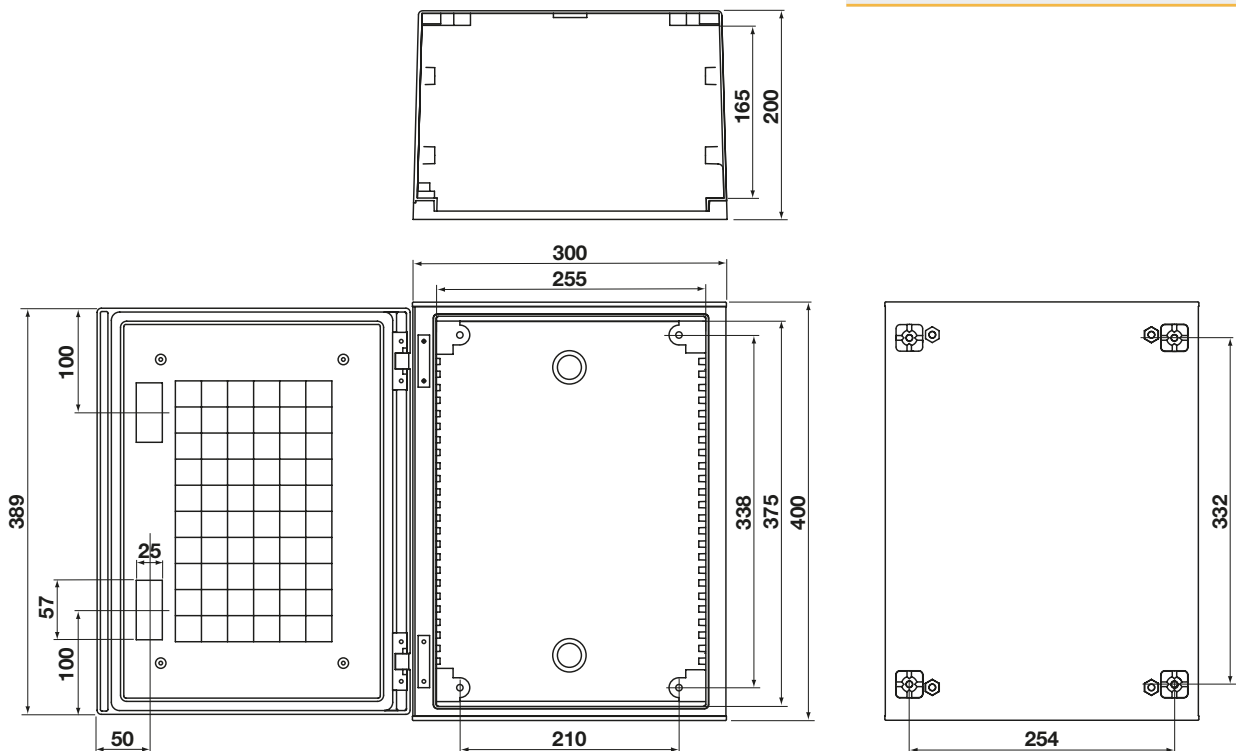


 gr.		Porta Con Finestra / Transparent door
4.700	200	080Q3040-20F



Accessori adattabili Adaptable accessories



Chiusura inserto ad aletta <i>Double bar lock</i>	080 CA
Chiusura inserto a chiave <i>Key lock</i>	080 CC
Staffe fissaggio esterno <i>Wall fixing bracket</i>	080 SE
Piastra di fondo plastica <i>Plastic base-plate</i>	080 PP3040
Piastra di fondo metallo <i>Metallic base-plate</i>	080 PM3040
Guida regolazione 200 <i>Adjusting guide</i>	080 GR200







Quadri in poliestere / Polyester boxes **400 x 500 mm**



 gr.		Porta Completa / Standard door
6.300	200	080Q4050-20



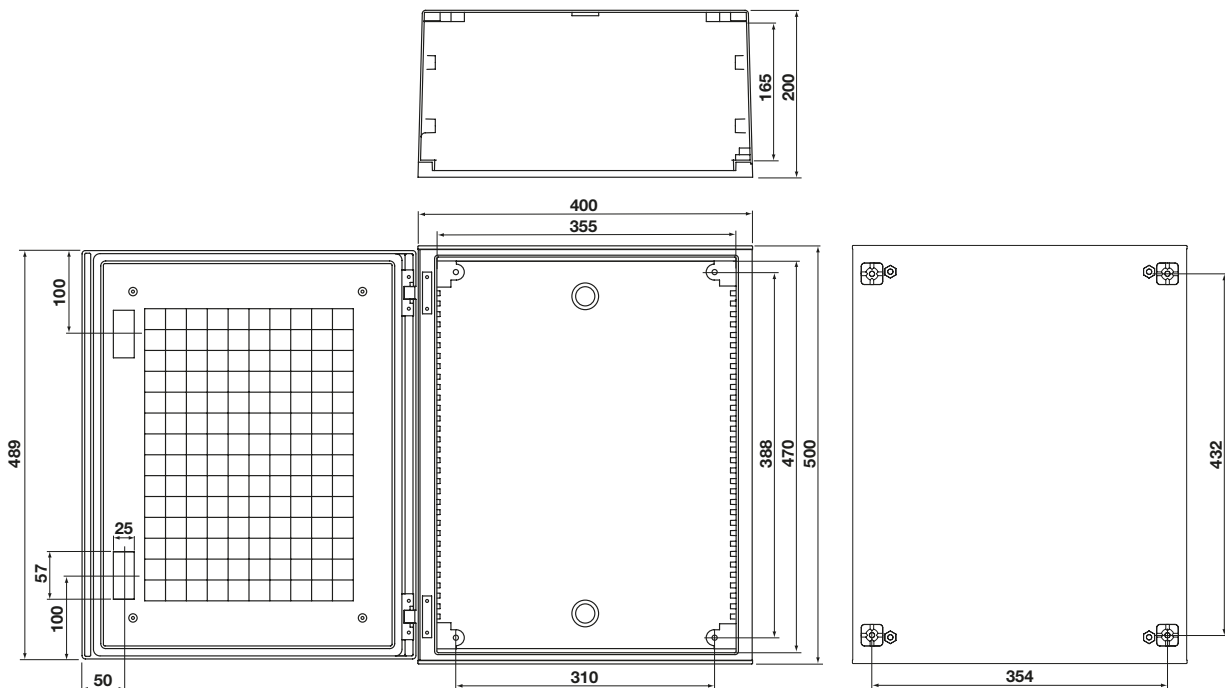
 gr.		Porta Con Finestra / Transparent door
6.100	200	080Q4050-20F



Accessori adattabili
Adaptable accessories

Chiusura inserto ad aletta Double bar lock	080 CA
Chiusura inserto a chiave Key lock	080 CC
Staffe fissaggio esterno Wall fixing bracket	080 SE
Piastra di fondo plastica Plastic base-plate	080 PP4050
Piastra di fondo metallo Metallic base-plate	080 PM4050
Guida regolazione 200 Adjusting guide	080 GR200

040/080





Quadri in poliestere / Polyester boxes 500 x 600 mm



		Porta Completa / Standard door
7.900	250	080Q5060-25



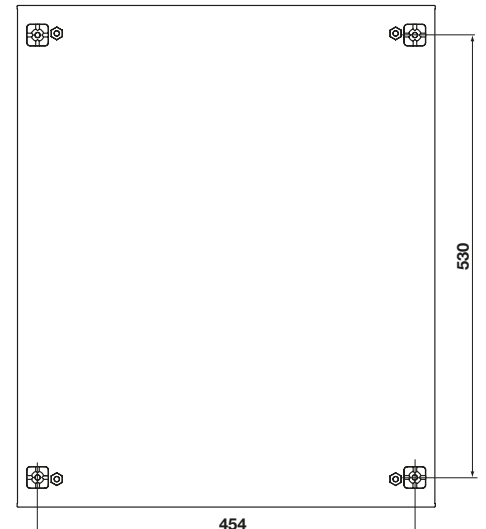
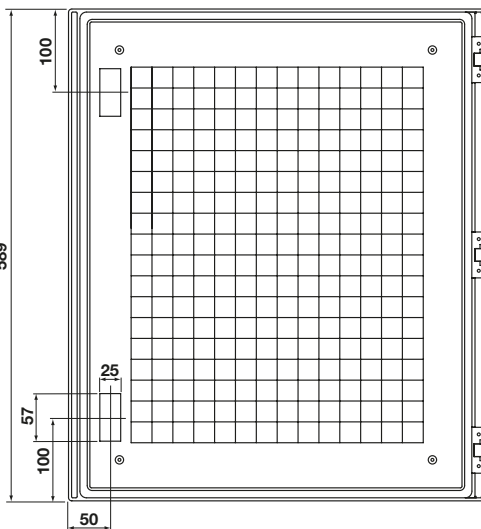
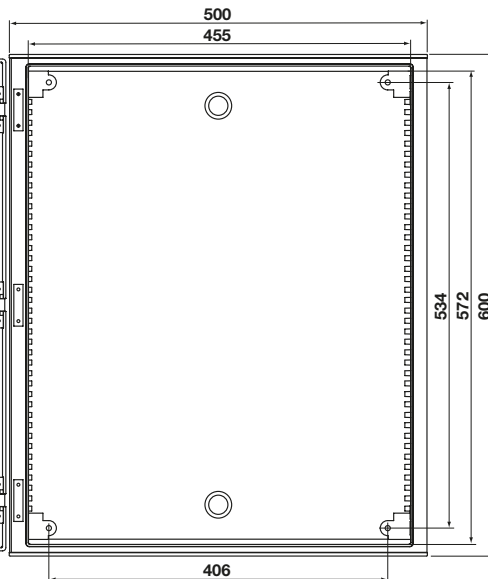
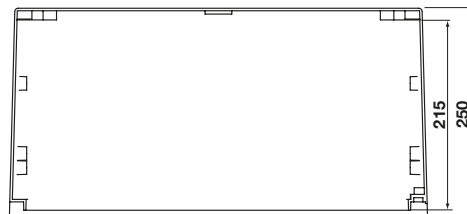
		Porta Con Finestra / Transparent door
7.700	250	080Q5060-25F



Accessori adattabili
Adaptable accessories

Chiusura inserto ad aletta Double bar lock	080 CA
Chiusura inserto a chiave Key lock	080 CC
Staffe fissaggio esterno Wall fixing bracket	080 SE
Piastra di fondo plastica Plastic base-plate	080 PP5060
Piastra di fondo metallo Metallic base-plate	080 PM5060
Guida regolazione 250 Adjusting guide	080 GR250

040/080






	Chiusura aletta / <i>Double bar lock</i>
70	080CA




	Chiusura chiave / <i>Key lock</i>
140	080CC





	Staffe fissaggio esterno / <i>Wall fixing brackets</i>
110	080SE




	Piastra di fondo plastica / <i>Plastic base-plate</i>
1.800	080PP2530
2.700	080PP3040
3.600	080PP4050
4.700	080PP5060



	Piastra di fondo metallo / <i>Metallic base-plate</i>
2.100	080PM2530
3.200	080PM3040
4.300	080PM4050
5.300	080PM5060

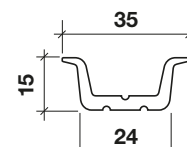


	Guide regolazione / <i>Adjusting guide</i>
380	080GR200
450	080GR250



760	Guida / Rail Ω 35 PVC	010GDP
-----	------------------------------	--------

L = 2000



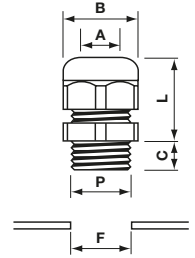


Pressacavi / Cable glands

PRESSACAVI
CABLE GLANDS⁽¹⁾



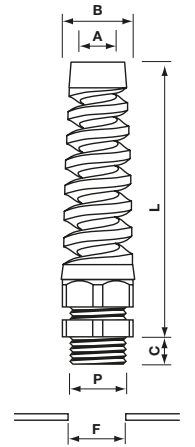
P	gr.	F	A	B	C	L	CODICE
PG7	4	12,5	3-6,5	15	8	18-22	010NPG7
PG9	6	15,5	4-8	19	8	22-26	010NPG9
PG11	9	19	5-10	22	8	23-28	010NPG11
PG13,5	11	20,5	6-12	24	10	24-29	010NPG13
PG16	13	22,5	9-14	27	10,5	26-31	010NPG16
PG21	21	29	13-18	33	12	30-35	010NPG21
M12 x 1,5	4	12,5	3-6,5	15	8	21	010NM12
M16 x 1,5	7	16,5	5-10	22	8	23-28	010NM16
M20 x 1,5	11	20,5	6-12	24	10	24-29	010NM20
M25 x 1,5	16	25,5	13-18	33	12	30-35	010NM25
M32 x 1,5	23	32,5	18-25	42	11	34-40	010NM32



SPIRALI / SPIRALS⁽¹⁾



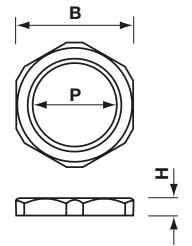
P	gr.	F	A	B	C	L	CODICE
PG11	16	19	5-10	22	8	80	010FPG11
PG13,5	19	20,5	6-12	24	10	90	010FPG13
PG16	25	22,5	9-14	27	10,5	100	010FPG16
PG21	25	29	13-18	33	11	111	010FPG21
M12 x 1,5	7	126,5	3-6,5	15	8	54	010FM12
M16 x 1,5	10	16,5	5-10	22	8	80	010FM16
M20 x 1,5	19	20,5	6-12	24	10	90	010FM20
M25 x 1,5	33	25,5	13-18	33	12	112	010FM25



CONTRODADO
LOCK NUT⁽¹⁾



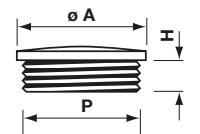
P	gr.	B	H	CODICE
PG7	1	19	5	010DPG7
PG9	2	22	5	010DPG9
PG11	2	24	5	010DPG11
PG13,5	2,5	27	6	010DPG13
PG16	3	30	6	010DPG16
PG21	3,5	36	7	010DPG21
M12 x 1,5	1	18	5	010DM12
M16 x 1,5	1,5	24	6	010DM16
M20 x 1,5	2	27	6	010DM20
M25 x 1,5	3	34	7	010DM25
M32 x 1,5	5	41	7	010DM32



TAPPI / PLUGS⁽²⁾

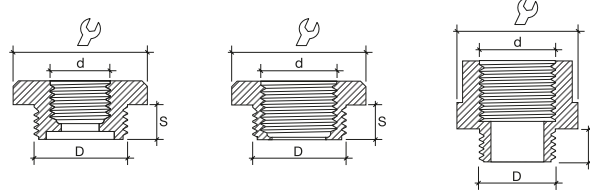


P	gr.	ø A	H	CODICE
PG7	1	15	6	010TPG7
PG9	1,5	19	6	010TPG9
PG11	2	22	7	010TPG11
PG13,5	2	25	7	010TPG13
PG16	3	27	7	010TPG16
PG21	5	33	9	010TPG21
M12 x 1,5	1	15	6	010TM12
M16 x 1,5	2	22	6	010TM16
M20 x 1,5	2,4	24	7	010TM20
M25 x 1,5	4	33	9	010TM25
M32 x 1,5	42	38	11	010TM32





Riduzioni / Reducers



Riduzioni in plastica / plastic reducers

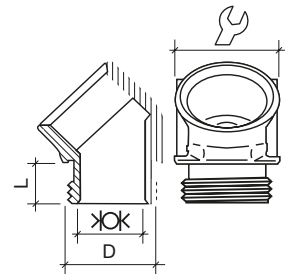
gr.	D	d	S		L
9	M25	M16	16	32	010RM25M16
6,8	M25	M20	16,5	32	010RM20M25
7,8	M20	M25	27	29	010RM25M20

Raccordi metallici / Metal connectors⁽¹⁾

Raccordo curvo a 45° - Connector bent to 45°



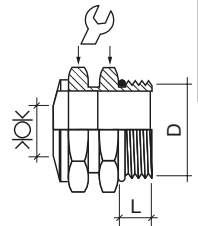
gr.	D	XOK		L	
26	M16x1,5	11,5	19	10	010GIM16
38	M20x1,5	15	23	10	010GIM20
55	M25x1,5	20	28	10	010GIM25
90	M32x1,5	27	36	10	010GIM32



Pressacavi / Cable clamps



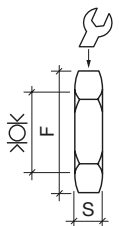
gr.	D	XOK		LF	
14	M16x1,5	5 ÷ 9	18	17	010POM16
20	M20x1,5	8 ÷ 12	22	22	010POM20
34	M25x1,5	11 ÷ 16	28	28	010POM25
50	M32x1,5	15 ÷ 21	35	35	010POM32



Ghiere ribassate / Flat rings nuts



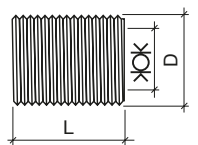
gr.	D		S	
4	M16x1,5	19	3	010GM16
6	M20x1,5	24	3,5	010GM20
12	M25x1,5	30	3,5	010GM25
26	M32x1,5	36	4,5	010GM32



Nippli / Nipples



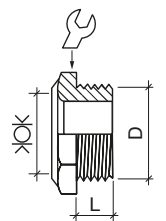
gr.	D	XOK	L	
8	M16x1,5	12	21	010NPM16
20	M20x1,5	15	24,5	010NPM20
18	M25x1,5	20	25	010NPM25
30	M32x1,5	26	32	010NPM32



Bussole / Adaptors



gr.	D	XOK		L	
18	M16x1,5	12	22	12	010BM16
22	M20x1,5	15	26	14	010BM20
20	M25x1,5	21	30	14	010BM25
28	M32x1,5	28	40	15	010BM32





Valvola di ventilazione anticondensa Anti-condensate ventilation valve

La valvola anticondensa è la soluzione ideale per risolvere i problemi di compensazione di pressione e protezione dall'umidità che si possono creare nelle cassette pulsantiere poste in condizioni ambientali critiche. La particolare struttura a membrana permette la circolazione dell'aria ed impedisce l'entrata di liquidi all'interno della cassetta grazie anche alla guarnizione Oring.

La valvola trova applicazioni ottimali in pannelli di controllo, telai di motori, cassette, pompe, luci sotterranee, luci spot, ecc.

The anti-condensate valve is the ideal solution to solve pressure compensation and humidity problems that could arise with push-button panels, enclosed in boxes and exposed to critical environmental conditions. Its special membrane configuration, along with the O-ring with which it is equipped, facilitate the circulation of air and prevent the entrance of liquids inside the box. This valve can be ideally used for control panels, motor frames, boxes, pumps, underground lighting systems, spot lights, etc.



Caratteristiche - Characteristics

Permeabile all'aria e resistente all'acqua in entrambe le direzioni.
Permeable to air and resistant to water in both directions.

Repellente all'olio: 010VV - 010VV400

Oleophobic: 010VV - 010VV400

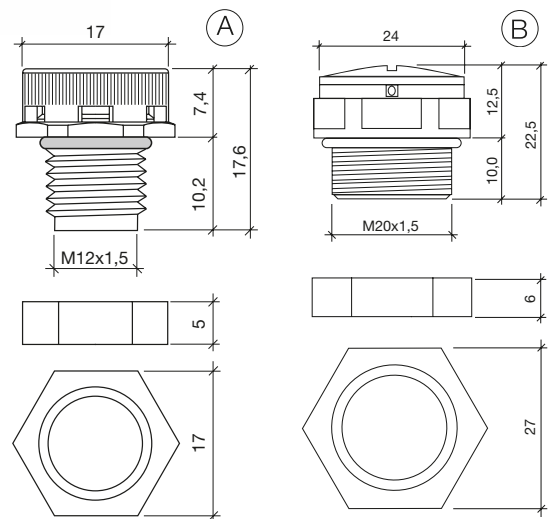
Grado di protezione: IP67

Protection degree: IP67

Temperatura di lavoro: -40°C / + 105°C

Operating temperature: -40°C / +105°C

L'applicazione orizzontale non è consigliata
Horizontal application is not recommended



gr.	dimensioni dimensions	permeabilità all'aria permeability to air	pressione ingresso acqua water inlet pressure	
1,5	● (A)	2 lt./min. $\Delta p = 70\text{mbar}$	max 0,2 bar / 60 s	010VV
1,5	● (A)	0,4lt./min. $\Delta p = 70\text{mbar}$	max 0,6 bar / 60s	010VV400
1,5	● (A)	1,7lt./min. $\Delta p = 70\text{mbar}$	max 0,3 bar / 60s	010VV1700
6,0	● (B)	12,5lt./min. $\Delta p = 70\text{mbar}$	max 0,1 bar / 60s	010VV12500
0,7	● (A)			010DM12
2	● (B)			010DM20

